



## Lyttelton

### ***Grenada North***

## **Population/ Dwellings**

### **Number of people counted**

#### *Total population*

- 336 people usually live in Grenada North. This is a decrease of 12 people, or 3.4 percent, since the 2001 Census.
- Grenada North has less than 0.1 percent of Wellington Region's population.

	Grenada North	Wellington Region
Male	180	217,653
Female	159	231,306
Total	336	448,959

Symbol:C confidential

### **Number of occupied dwellings counted**

- There are 105 occupied dwellings in Grenada North.
- For Wellington Region as a whole, there are 169,344 occupied dwellings.

*Note: This data has been randomly rounded to protect confidentiality. Individual figures may not add up to totals, and values for the same data may vary in different text, tables and graphs. For areas with small populations, the data may not look as expected because of this rounding.*

## Grenada North

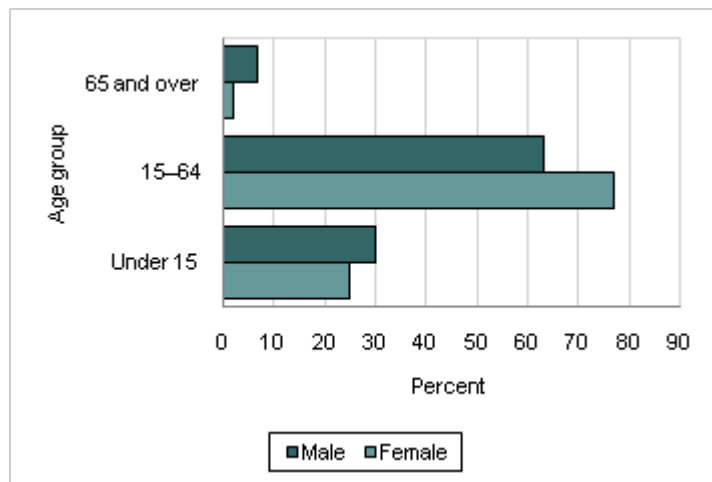
### Age & sex

#### *Total population*

- 3.5 percent of people in Grenada North are aged 65 years and over, compared with 11.5 percent of the total Wellington Region population.
- 26.5 percent of people are aged under 15 years in Grenada North, compared with 20.6 percent for all of Wellington Region.

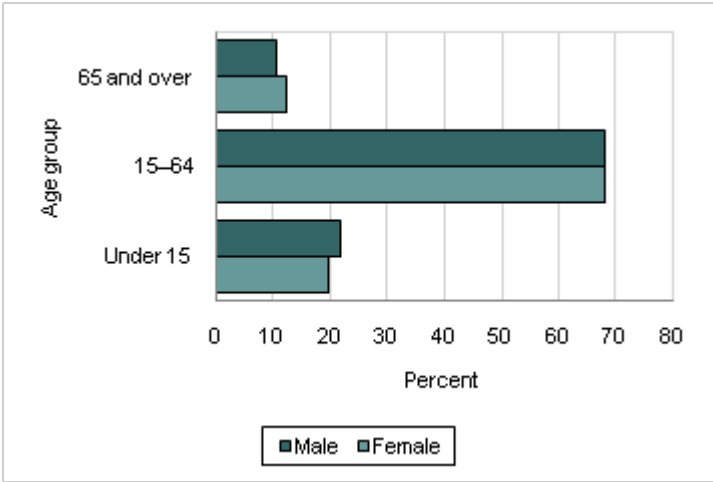
#### Age Group and Sex

Grenada North, 2006 Census



## Age Group and Sex

Wellington Region, 2006 Census



*Note: This data has been randomly rounded to protect confidentiality. Individual figures may not add up to totals, and values for the same data may vary in different text, tables and graphs. For areas with small populations, the data may not look as expected because of this rounding.*

## Grenada North

### Cultural diversity

### Ethnic groups, birthplace and languages spoken

#### *Total population*

#### *Ethnic groups*

- The most common ethnic group in Grenada North is European, compared with European for Wellington Region as a whole.

	Percent
European	48.2
Māori	27.7
Pacific peoples	19.6
Asian	11.6
Middle Eastern/Latin American/African	3.6
Other ethnicity	4.5

Symbol:C confidential

	Percent
European	69.8
Māori	12.8
Pacific peoples	8.0
Asian	8.4
Middle Eastern/Latin American/African	1.2
Other ethnicity	10.9

Symbol:C confidential

## *Birthplace*

- 24.1 percent of people in Grenada North were born overseas, compared with 23.3 percent for Wellington Region as a whole.
- For people born overseas who are now living in Grenada North, the most common birthplace was the Pacific Islands, compared with the UK and Ireland for all of Wellington Region.

## *Languages spoken*

- English is the most commonly spoken language in Grenada North.
- 8.0 percent of people in Grenada North speak Māori, compared with 3.6 percent of people for all of Wellington Region.
- New Zealand Sign Language is used by 0.9 percent of people in Grenada North, compared with 0.6 percent of people for all of Wellington Region.
- 67.0 percent of people in Grenada North speak only one language, compared with 79.0 percent of people for all of Wellington Region.

*Note: This data has been randomly rounded to protect confidentiality. Individual figures may not add up to totals, and values for the same data may vary in different text, tables and graphs. For areas with small populations, the data may not look as expected because of this rounding.*

## Grenada North

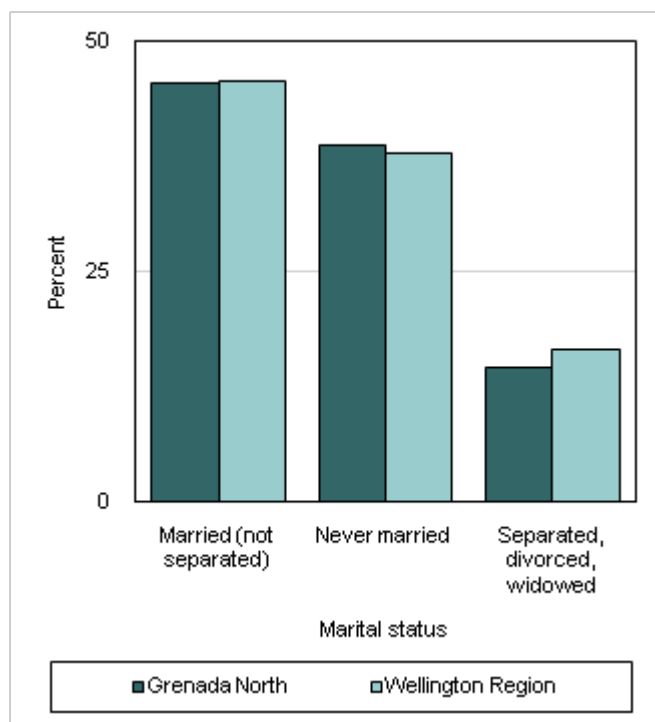
### Marital status

#### Total population aged 15 years and over

- 38.7 percent of people aged 15 years and over living in Grenada North have never married, 45.3 percent are married, and 14.7 percent are separated, divorced or widowed.
- 32.1 percent of people aged 15 years and over in Grenada North who have never married, live with a partner.

#### Marital Status for People Aged 15 Years and Over

Grenada North and Wellington Region, 2006 Census



*Note: This data has been randomly rounded to protect confidentiality. Individual figures may not add up to totals, and values for the same data may vary in different text, tables and graphs. For areas with small populations, the data may not look as expected because of this rounding.*

## Grenada North

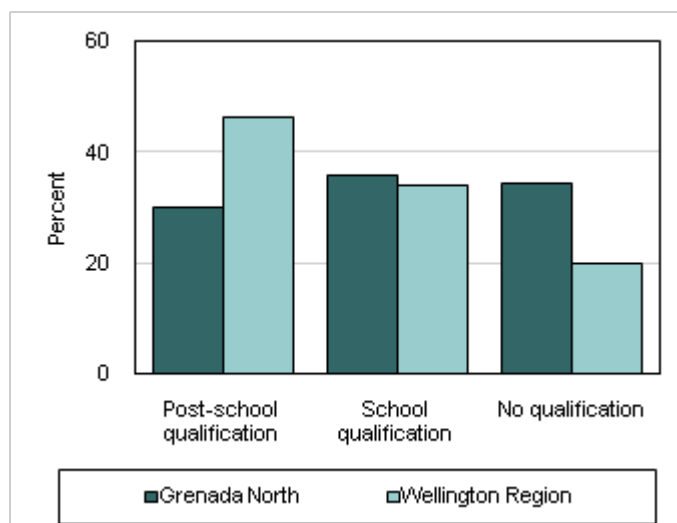
### Education

#### *Total population aged 15 years and over*

- 30.1 percent of people aged 15 years and over in Grenada North have a post-school qualification, compared with 46.3 percent of people throughout Wellington Region.
- In Grenada North, 34.2 percent of people aged 15 years and over have no formal qualifications, compared with 19.8 percent for Wellington Region as a whole.

#### **Highest Qualification for People Aged 15 Years and Over**

Grenada North and Wellington Region, 2006 Census



*Note: This data has been randomly rounded to protect confidentiality. Individual figures may not add up to totals, and values for the same data may vary in different text, tables and graphs. For areas with small populations, the data may not look as expected because of this rounding.*

## Grenada North

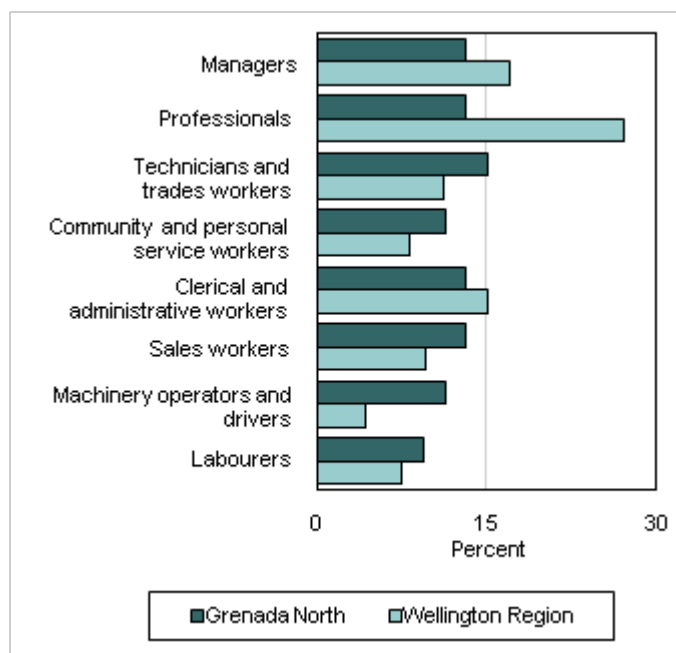
### Work

#### *Total population aged 15 years and over*

- The unemployment rate in Grenada North is 8.2 percent for people aged 15 years and over, compared with 5.2 percent for all of Wellington Region.
- The most common occupational group in Grenada North is 'Technicians and trades workers' and 'Professionals' is the most common occupational group in Wellington Region.

#### Occupation<sup>(1)</sup> for Employed People Aged 15 Years and Over

Grenada North and Wellington Region, 2006 Census



(1) Australian and New Zealand Standard Classification of Occupations (ANZSCO V1.0).

*Note: This data has been randomly rounded to protect confidentiality. Individual figures may not add up to totals, and values for the same data may vary in different text, tables and graphs. For areas with small populations, the data may not look as expected because of this rounding.*



## Grenada North

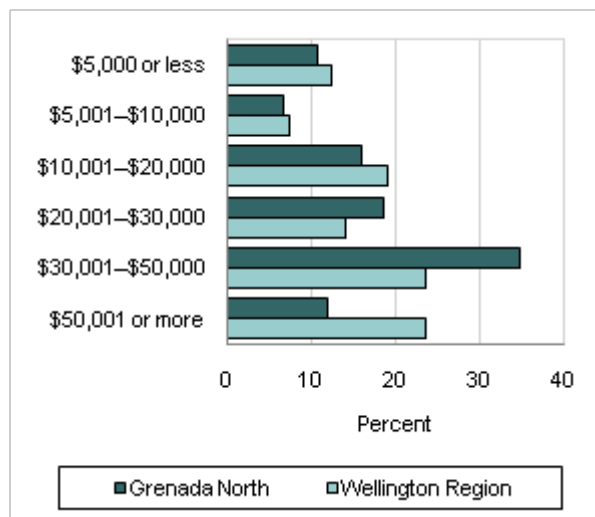
### Income

#### ***Total population aged 15 years and over***

- For people aged 15 years and over, the median income (half earn more, and half less, than this amount) in Grenada North is \$29,300. This compares with a median of \$28,000 for all of Wellington Region.
- 33.8 percent of people aged 15 years and over in Grenada North have an annual income of \$20,000 or less, compared with 38.8 percent of people for Wellington Region as a whole.
- In Grenada North, 13.5 percent of people aged 15 years and over have an annual income of more than \$50,000, compared with 23.6 percent of people in Wellington Region.

#### **Income for People Aged 15 Years and Over**

Grenada North and Wellington Region, 2006 Census



*Note: This data has been randomly rounded to protect confidentiality. Individual figures may not add up to totals, and values for the same data may vary in different text, tables and graphs. For areas with small populations, the data may not look as expected because of this rounding.*

## Grenada North

### Families

- Couples with children make up 46.7 percent of all families in Grenada North, while couples without children make up 30.0 percent of all families.
- In Wellington Region, couples with children make up 42.4 percent of all families, while couples without children make up 40.0 percent of all families.
- 23.3 percent of families in Grenada North are one-parent-with-children families, compared with 17.6 percent of families for Wellington Region as a whole.

Family type	Grenada North (%)	Wellington Region (%)
Couple without child(ren)	30.0	40.0
Couple with child(ren)	46.7	42.4
One parent with child(ren)	23.3	17.6

Symbol:C confidential

*Note: This data has been randomly rounded to protect confidentiality. Individual figures may not add up to totals, and values for the same data may vary in different text, tables and graphs. For areas with small populations, the data may not look as expected because of this rounding.*

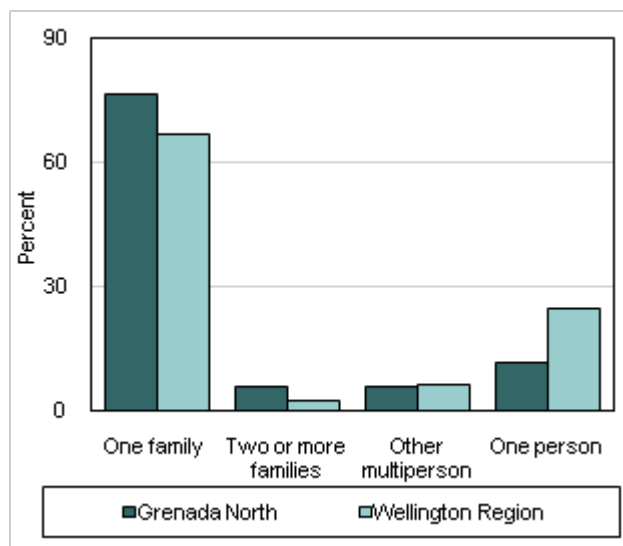
## Grenada North

### Households

- One-family households make up 76.5 percent of all households in Grenada North. For Wellington Region as a whole, one-family households make up 66.9 percent of all households.
- 12 people (or 11.8 percent) live in one-person households in Grenada North. Throughout Wellington Region, one-person households make up 24.7 percent of all households.
- The average household size in Grenada North is 3.1 people, compared with an average of 2.6 people for all of Wellington Region.

#### Household Composition, Grenada North and Wellington Region

2006 Census



*Note: This data has been randomly rounded to protect confidentiality. Individual figures may not add up to totals, and values for the same data may vary in different text, tables and graphs. For areas with small populations, the data may not look as expected because of this rounding.*

## Grenada North

### Phones, net & fax

#### Households

- 61.8 percent of households in Grenada North have access to the Internet, compared with 65.5 percent of households throughout Wellington Region.
- In Grenada North 82.4 percent of households have access to a cellphone, compared with 76.3 percent of households for Wellington Region as a whole.

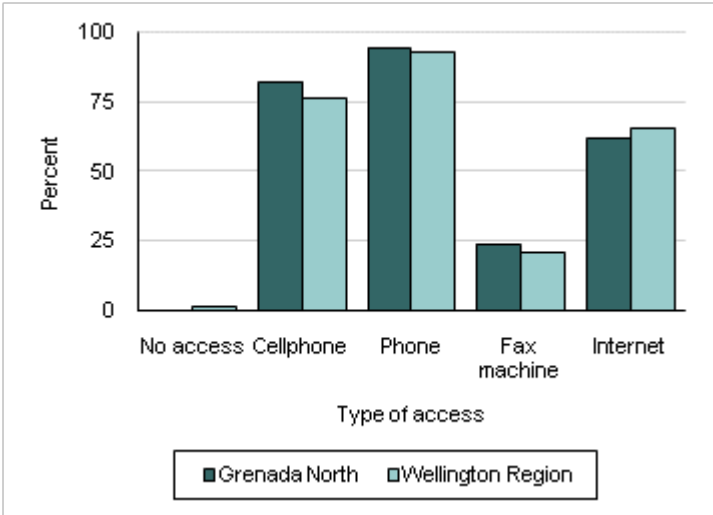
	Grenada North (%)	Wellington Region (%)
No access	0.0	1.6
Cellphone	82.4	76.3
Telephone	94.1	93.1
Fax machine	23.5	21.1
Internet	61.8	65.5

1. Households can access more than one type of telecommunication device, therefore percentages do not add up to 100.

Symbol:C confidential

## Household<sup>(1)</sup> Access to Phones, Internet and Fax Machines

Grenada North and Wellington Region, 2006 Census



1. Households can access more than one type of telecommunication device, therefore percentages do not add up to 100.

*Note: This data has been randomly rounded to protect confidentiality. Individual figures may not add up to totals, and values for the same data may vary in different text, tables and graphs. For areas with small populations, the data may not look as expected because of this rounding.*



## Grenada North

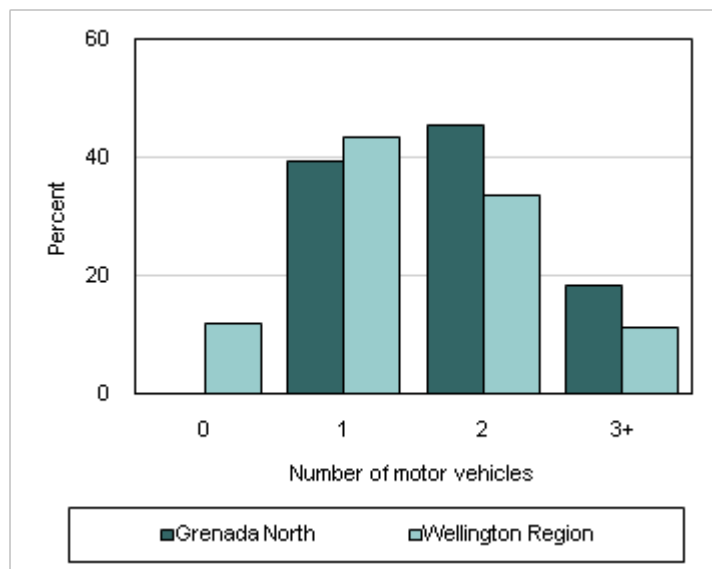
### Transport

#### Household access to motor vehicles

- 18.2 percent of households in Grenada North have access to three or more motor vehicles, compared with 11.3 percent of all households in Wellington Region.

##### Household Access to Motor Vehicles

Grenada North and Wellington Region, 2006 Census



#### Main means of travel to work

- Excluding driving a private car, truck or van, the second most common means of travel to work on census day for people in Grenada North was driving a company car, truck or van. For Wellington Region as a whole, the second most common means of travel to work was driving a company car, truck or van.

*Note: This data has been randomly rounded to protect confidentiality. Individual figures may not add up to totals, and values for the same data may vary in different text, tables and graphs. For areas with small populations, the data may not look as expected because of this rounding.*

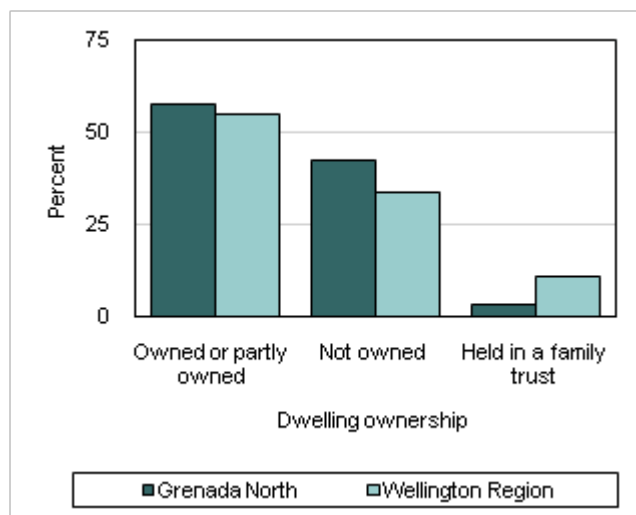
## Grenada North

### Housing

- In Grenada North, 57.6 percent of households in private occupied dwellings own the dwelling, with or without a mortgage.
- For Wellington Region as a whole, 55.1 percent of households in private occupied dwellings own the dwelling, with or without a mortgage.

#### Ownership of Dwelling by Household

Grenada North and Wellington Region, 2006 Census



*Note: This data has been randomly rounded to protect confidentiality. Individual figures may not add up to totals, and values for the same data may vary in different text, tables and graphs. For areas with small populations, the data may not look as expected because of this rounding.*