



Primary

In this issue

- [Re-enrolment of Christchurch school students](#)
- [Interactive games](#)
- [New Zealand has an ageing population](#)
- [Follow us on Twitter](#)
- [Population clock](#)
- [How is New Zealand progressing?](#)
- [RSS feed](#)
- [Schools Corner](#)
- [Contact us](#)

Population clock

4,405,291

(New Zealand's population at 30 March 2011)

How is New Zealand progressing?

Key Findings on New Zealand's Progress Using a Sustainable Development Approach: 2010 measures New Zealand's environmental, economic, and social progress using key indicators. This booklet updates 13 of the 16 key indicators used in the 2009 key findings.

Some key findings about adult educational attainment:

- the proportion of adults (aged 25–64 years) with at least secondary school-level qualifications increased steadily from 62 percent in 1991 to 75 percent in 2009
- the number of adults with a bachelor's degree or higher rose from 8 percent in 1991 to 22 percent in 2009.



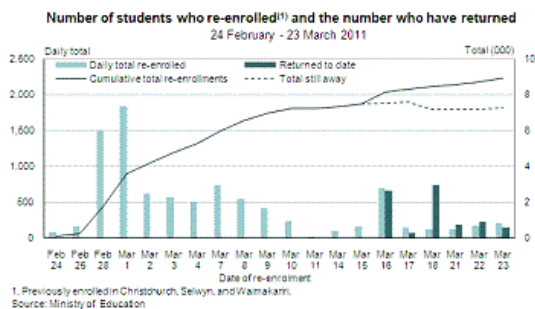
Re-enrolment of Christchurch school students, at 23 March 2011

In response to the 22 February 2011 Christchurch earthquake, Statistics New Zealand has produced a brief overview of [Ministry of Education re-enrolment data for primary, intermediate, and secondary school students.](#)

How many have re-enrolled and how many have returned?

There were 8,928 students who were enrolled in the Christchurch city, Selwyn district, and Waimakariri district before the earthquake on 22 February 2011 who re-enrolled in other schools around the country. This is 11.7 percent of the students enrolled in these areas in July 2010. However as at 23 March, 1,644 students have returned to their original school, leaving 7,287 students still away (9.6 percent of the students enrolled in these areas in July 2010).

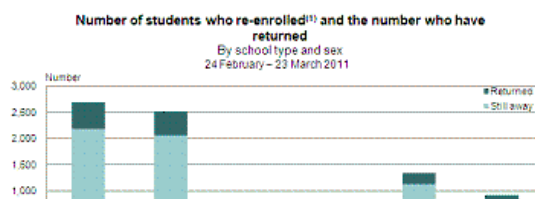
Re-enrolments from Christchurch city, Selwyn district, and Waimakariri district were greatest in the week following the earthquake. The number of students who are re-enrolling daily at other locations around New Zealand has slowed, with 762 students re-enrolling in the week to 23 March, compared with 1,194 in the week to 16 March, 2,778 in the week to 9 March, and 4,191 in the week to 2 March. The total number of students still away has dropped from a peak of 7,581 on 17 March.



Who has re-enrolled and who has returned

The majority of re-enrolments were at primary schools (58.3 percent, 5,208 students), followed by secondary schools (25.4 percent, 2,265 students), and intermediate schools (16.3 percent, 1,455 students). Similar proportions of students had returned to their original schools across all school types, with 18.4 percent of all students returning to their original school in Christchurch, Selwyn and Waimakariri.

More female students re-enrolled than males at all school types (53.4 percent and 46.6 percent, respectively), but particularly at secondary schools (59.2 percent compared with 40.8 percent). A slightly higher proportion of males who had re-enrolled have returned to their original school (18.9 percent compared to 18.0 percent of females).





A PDF of the booklet can be found [here](#).

RSS feeds now available

Stay informed by using our [RSS feeds](#), to personalise and simplify how you access our releases.



Schools Corner

For more activities refer to the Schools Corner section of the Statistics New Zealand website: www.stats.govt.nz/schools-corner

Contact us

Phone: Charlotte Carruthers
– 04 931 4747

Email: educationservices@stats.govt.nz



1. Previously enrolled in Christchurch, Selwyn, and Waimakariri.
Source: Ministry of Education

Where they have re-enrolled and returned from

The majority of students who re-enrolled remained in the South Island (69.6 percent, 6,213 students), while 28.5 percent (2,544 students) re-enrolled within the North Island. A smaller proportion of people who re-enrolled in the North Island have returned to their original school (9.9 percent, 252 students), compared with 21.9 percent (1,359 students) in the South Island.

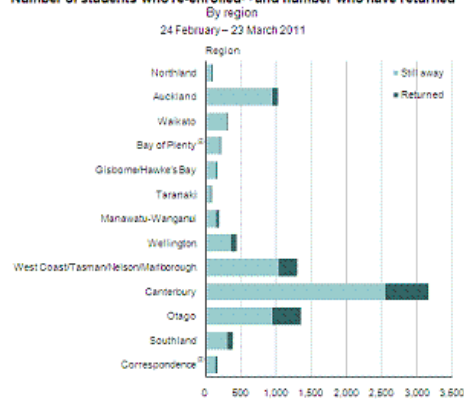
Over one-third of students previously enrolled in the Christchurch city or Selwyn or Waimakariri districts re-enrolled within the Canterbury region (35.4 percent, 3,165 students); 612 of these students have since returned to their original schools. Within the Canterbury region, most re-enrolments were in the Timaru (528 students), Selwyn (510 students), Ashburton (462 students), Waimakariri (462 students), and Hurunui districts (363 students). There were also re-enrolments within Christchurch city (510 students).

Regions close to Canterbury received a significant number of re-enrolments – Otago (15.2 percent, 1,359 students) and the West Coast/Tasman/Nelson/Marlborough regions (14.6 percent, 1,299 students). Almost 400 students who re-enrolled in the Otago region have returned to their original school, as have 264 of those re-enrolled in the West Coast/Tasman/Nelson/Marlborough regions.

The largest number of South Island re-enrolments outside the Canterbury region were in the Queenstown-Lakes district (486 students), Dunedin city (441 students), Marlborough district (354 students), Tasman district (309 students), Nelson city (282 students), Invercargill city (219 students), and Waitaki district (210 students).

Within the North Island, the largest proportion re-enrolled in the Auckland (1,035 students) and Wellington (444 students) regions. A small number of students re-enrolled at Te Kura – the Correspondence School (1.9 percent, 168 students).

Number of students who re-enrolled⁽¹⁾ and number who have returned



1. Previously enrolled in Christchurch, Selwyn, and Waimakariri.
2. Rotorua is included in Bay of Plenty region.
3. Correspondence School.

Source: Ministry of Education

Interactive games

We are pleased to announce that there are now 28 [interactive games](#) available at Schools Corner on the Statistics NZ website. The games have been graded into curriculum levels to help teachers identify which games are most appropriate for their students.

Play some interactive games with your class!



New Zealand has an ageing population

The [latest national population estimates](#) identifies New Zealand has an ageing population because of a shift to sustained low fertility and low mortality rates. At 31 December 2010, half of New Zealand's population was over 36.7 years, compared with a median age of 34.5 years a decade earlier.

The median age for males is now 35.5 years, while for females it is 37.7 years. The lower median age for males largely reflects their lower life expectancy of 78.4 years, compared with 82.4 years for females.

The latest estimated resident population of New Zealand was 4,393,500 at 31 December 2010, comprising 2,185,400 males and 2,235,100 females. The estimated resident population for the mean year ended 31 December 2010 was 4,370,200.

Follow us on Twitter

Statistics NZ is now on Twitter! We would love you to [follow us](#) to receive our latest information releases.



If you do not want to receive Statzing! newsletters, [click here to unsubscribe](#).