

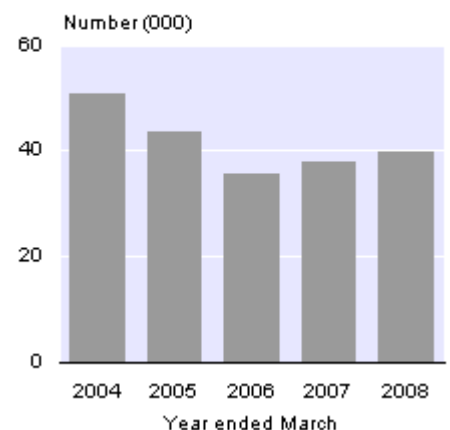
Embargoed until 10:45am – 6 August 2008

Survey of English Language Providers: Year ended March 2008

Highlights

- English language schools received \$121 million of tuition and related fees from international students during the March 2008 year, up \$4 million from the previous March year.
- The biggest increase in expenditure on tuition and related fees was by Saudi Arabian students, who spent \$3.9 million more (up 68.8 percent) in the March 2008 year than in the March 2007 year.
- The number of international students enrolled at English language schools in New Zealand rose 5.1 percent in the March 2008 year.
- Total estimated expenditure by all international students studying in New Zealand was \$1,514 million for the year ended March 2008.

Total Student Numbers
All countries



Geoff Bascand
Government Statistician

6 August 2008
ISSN 1178-069X

There is a companion Media Release published – [Survey of English Language Providers: Year ended March 2008](#).

Commentary

Overview

This Hot Off the Press provides detail on spending by international students in New Zealand. This spending forms part of the exports of travel services component in the Balance of Payments and also the expenditure measure of Gross Domestic Product.

Travel exports (spending by visitors to New Zealand) were valued at \$7,299 million for the year ended March 2008 and accounted for 14.2 percent of total exports of goods and services. Estimated spending by international students contributed \$1,514 million, or 20.7 percent of travel exports. Spending by international students is made up of expenditure by international students studying at primary and secondary schools, and for formal tertiary qualifications, as well as students studying at English language schools.

Total expenditure by international students

The estimated total value of expenditure by all international students studying in New Zealand was \$1,514 million for the year ended March 2008, compared with a revised figure of \$1,550 million for the year ended March 2007. These figures will be further revised in the June 2008 quarter release of the Balance of Payments and International Investment Position Statistics, to be published 19 September 2008 (see the 'Data sources' section for further details). Estimated expenditure by international students studying at primary and secondary schools, and for formal tertiary qualifications, decreased between the March 2007 and March 2008 years due to fewer students studying at these institutions in New Zealand. According to the English Language Providers (ELP) survey, expenditure by students studying at English language schools increased \$7 million in the March 2008 year. This release focuses on the data gathered from the ELP survey.

Results from the English Language Providers survey

During the March 2008 year there were 39,668 international students enrolled in English language schools in New Zealand, which earned schools \$121 million in tuition and related fees. The number of English language students increased 5.1 percent from the March 2007 year to the March 2008 year. This followed a 6.1 percent increase in student numbers between the March 2006 and March 2007 years. In the March 2008 year, income from tuition and related fees increased \$3.7 million (3.2 percent) compared with the March 2007 year. The largest increase in tuition revenue was from Saudi Arabian students, whose expenditure increased \$3.9 million (up 68.8 percent). Expenditure on tuition and related fees by Saudi Arabian students has increased every year since March 2003. Total student weeks increased 4.1 percent in the March 2008 year but the average length of study per student is at a similar level to the previous year.

Expenditure by international students at English language schools

Total expenditure by international students studying at English language schools is calculated using expenditure on tuition and accommodation sourced from the ELP survey. Also included in the calculation is an estimate for other expenditure, such as living costs, which is derived from ELP figures. The total estimate for expenditure by international students studying at English language schools was \$242 million in the March 2008 year, an increase of \$7 million from the March 2007 year. Revenue from tuition and related fees increased 3.2 percent in the March 2008 year, while revenue from accommodation provision increased 3.8 percent.

English language provider tuition revenue

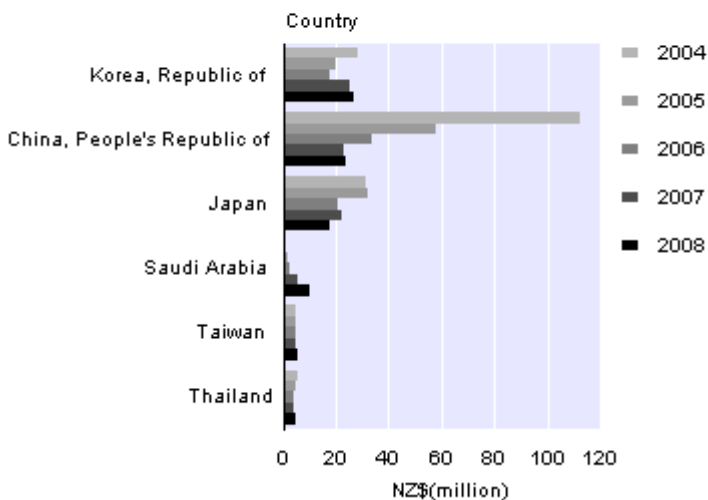
Revenue from English language tuition was \$121 million for the March 2008 year, up from \$117 million for the revised March 2007 year. This 3.2 percent increase is the second consecutive yearly increase but revenue is still 53.1 percent lower than the peak of \$258 million in the March 2003 year. The largest increase in tuition expenditure between the March 2007 year and the March 2008 year was by students from Saudi Arabia, whose expenditure increased \$3.9 million (68.8 percent). Saudi Arabian students made the fourth-largest contribution to English language tuition expenditure. Both the number of students from Saudi Arabia and their average length of study increased from the March 2007 year.

The other significant contributor to the rise in tuition revenue was students from the Republic of Korea (South Korea), whose expenditure increased \$1.7 million (6.7 percent). This followed a \$6.9 million (38.2 percent) rise in the March 2007 year. Tuition and related fees revenue from the Republic of Korea surpassed that of the People's Republic of China and is now the highest for all countries for both the revised March 2007 and March 2008 years. Tuition revenue from China increased 1.6 percent in the March 2008 year after falling every year since March 2003. Partly offsetting the rise in total tuition revenue in the March 2008 year was a \$3.9 million (17.4 percent) decrease in revenue from Japan.

Tuition Expenditure by Country

Top six countries

Year ended March



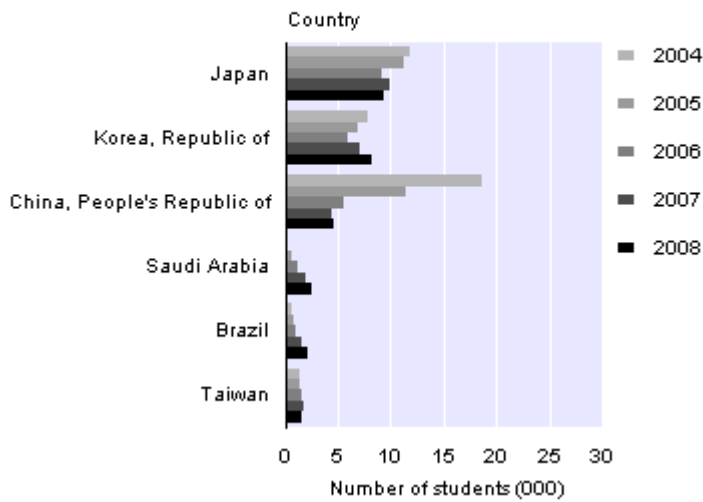
Student numbers

The number of international students enrolled in English language courses in New Zealand during the March 2008 year was 39,668, up 5.1 percent from the previous year. This followed a 6.1 percent rise in student numbers between the March 2006 and revised March 2007 year. Countries from which there were significant increases in student numbers this year included South Korea, up 1,141 (16.2 percent) and Saudi Arabia, up 665 (35.0 percent). The number of Saudi Arabian students increased by 2,247 (708.8 percent) compared with the year ended March 2004. Partly offsetting the rise in student numbers was a fall in the number of Japanese students of 450 (4.6 percent). This fall is consistent with the drop in total short-term visitor numbers from Japan over this period.

Student Numbers by Country

Top six countries

Year ended March



For the March 2008 year, tuition revenue per student has fallen 27.4 percent compared with the March 2004 year. Over this period tuition revenue per Chinese student has fallen 16.7 percent. However, Chinese students were still, on average, the biggest spenders in terms of tuition and related fees in the March 2008 year, with Chinese students accounting for 11.8 percent of student numbers but 19.5 percent of tuition revenue.

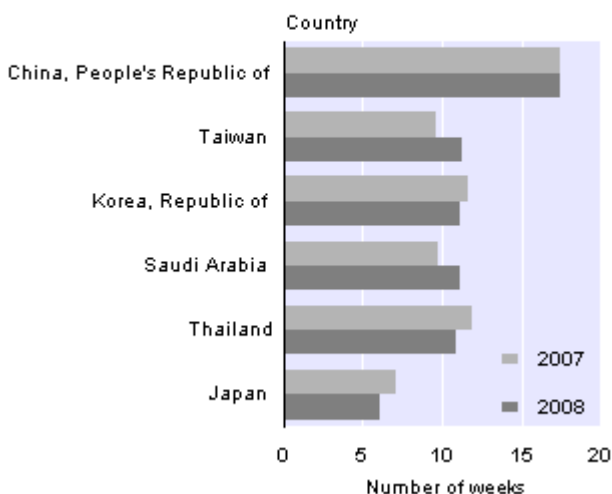
Student weeks

Total weeks studied by all students increased 4.1 percent from the March 2007 year to the March 2008 year. Students from the Republic of Korea and Saudi Arabia recorded the largest increases in the number of weeks studied, up 10,340 (12.7 percent) and 9,918 (53.4 percent), respectively. The largest decrease in weeks studied was by students from Japan, partly due to the fall in student numbers from that country. The average length of study of English language courses for the March 2008 year was 10 weeks. This length of study is similar to the average for the previous year. On average, Chinese students are studying for the longest period of time (17.5 weeks) and Japanese students are studying for the shortest period of time (6.1 weeks).

Average Length of Study by Country

Top six countries

Year ended March



English language provider accommodation provision

Accommodation revenue collected in the ELP survey only includes revenue for accommodation provided or arranged by English language schools. For the year ended March 2008, English language provider accommodation revenue was \$33 million, an increase of \$1.2 million (3.8 percent) from the previous year. The largest increase in accommodation expenditure over the March 2008 year was by students from China, up \$0.7 million (15.8 percent). Other increases in accommodation revenue were recorded for Saudi Arabia, up 0.6 million (27.0 percent) and Brazil, up 0.5 million (33.6 percent). Accommodation revenue received from Saudi Arabian students has increased 2.0 million (191.3 percent) since the March 2006 year. Partly offsetting the rise in accommodation revenue in the March 2008 year was a fall in accommodation revenue received from Japanese students of \$0.5 million (7.4 percent).

Data sources

There are two main data sources used in estimating spending by international students in New Zealand:

- The survey of English Language Providers (ELP), an annual survey that collects information from English language schools on expenditure by non-resident students studying in New Zealand.
- Estimated spending by international students studying at primary and secondary schools, and in formal tertiary courses, is calculated using enrolment numbers from the Ministry of Education. Data on student enrolments at these institutions is provided using Full-time Equivalent (FTE) student numbers for the year ended 31 December 2007. This data is used as an approximation for the year ended March 2008, as it is the most recent data available.

The estimated total value of expenditure by all international students studying in New Zealand reported in this release will be revised in the June 2008 quarter release of the Balance of Payments and International Investment Position statistics.

For technical information contact:

Ross Sommerville

Wellington 04 931 4317

Email: info@stats.govt.nz

Next release...

Survey of English Language Providers: Year ended March 2009 will be released in August 2009.

Revisions

The table below presents a summary of revisions to the March 2007 year major components, as a result of new or improved data.

Revisions summary for the March 2007 year			
Component	Previously published March 2007 year	Revised March 2007 year	Magnitude of revision
Tuition and related fees \$(thousands)	116,277	117,347	1,070
Student numbers	35,166	37,728	2,562
Accommodation provision \$(thousands)	29,984	31,907	1,923
Total student weeks	365,684	385,067	19,383

Technical notes

Purpose of the survey

The objective of the Survey of English Language Providers (ELP) is to measure the revenue earned by New Zealand English Language schools for education services provided to non-resident students studying in New Zealand. The data collected from this survey is then used in the calculation of total education exports in the travel component of the Balance of Payments statistics.

Information collected

The ELP survey collects data on total revenue received from tuition and other types of fees for education services provided to non-resident students studying at English language schools. Other types of fees include activity fees, enrolment fees, book fees, and administration and processing fees. The survey also collects data on the total revenue received from non-resident students for any boarding, accommodation or homestay placement fees, where accommodation is arranged by the school. Data is requested by the country of residence of students. Also collected is the number of students from each country, as well as the number of student weeks studied.

Population

All known New Zealand private, polytechnic and university English language schools with non-resident students are surveyed. Respondents are identified from the Statistics New Zealand Business Frame, the English Language Schools Register (provided by the Ministry of Education), and media search activity. Primary and secondary schools are not included in the ELP survey. Where institutions offer other courses, for example formal tertiary qualifications, international students enrolled in these courses are recorded separately.

Methodology

Imputations are calculated to allow for English language providers who were surveyed but did not respond. Non-response imputations are based on the data received from that respondent the year before, rated forward by a measure of the change in the data of schools that did respond. If the respondent was not in the survey previously, or did not respond in the previous year, non-response is imputed from the average of similar-sized respondents. An estimate is also made for spending by international students on accommodation not provided by English language schools and for other spending by English language students.

Limitations

The ELP survey collects data on expenditure by international students on tuition and accommodation arranged by English language schools. No other expenditure data is collected. Expenditure estimates for international students studying in New Zealand at primary and secondary schools, and those studying for formal tertiary qualifications, is based on data on average course fees.

Country data from the ELP survey should be used with caution. Respondents may not always be able to accurately identify the number of students by country of origin. Further, some respondents were able to report the number of students by country and total tuition revenue, but not tuition revenue on a by-country basis. In such cases, the same average expenditure per student was applied to all students, regardless of country of origin.

The ELP survey is designed to collect data on the number of students and expenditure for the period between 1 April and 31 March. However, it is not always possible for English language schools to report on a year ended March basis. In such cases the respondents are asked to provide the requested information for an alternative recent year ended, such as the year ended December.

In the ELP survey, respondents are asked to provide an estimate for revenue from accommodation arranged by the school. Statistics NZ does not explicitly collect information on the accommodation expenditure of international students that do not have their accommodation arranged by the English language school. However, the estimate for other expenditure by ELP students includes all spending, other than tuition and related fees, by international students studying on English language courses in New Zealand. Therefore, all accommodation expenditure, whether arranged by an English language school or not, will be implicitly included in the 'other expenditure' estimate.

Student numbers

Student numbers collected in the ELP survey are the number of students studying during the period April 2007 to the end of March 2008. This number of students does not reflect full-time equivalent student numbers, therefore differences in tuition and accommodation expenditure per student can be a result of the differences in the length of courses.

Student weeks

Since the year ended March 2006 ELP survey, respondents were asked to provide the number of student weeks by country. This data provides information on the lengths of courses being undertaken by international students at English language schools. Together with student numbers figures, this additional data will help explain movements in tuition revenue. Some schools are unable to provide accurate information on the number of student weeks studied by country, in these instances the average number of student weeks, as reported by all other respondents, is assigned to the relevant countries. Where schools provide data in full-time equivalent student (EFTS) numbers, these figures are reported as student weeks by using the ratio of one EFTS equals 40 student weeks.

Response rates

The ELP survey has been run as a census since 2003. One hundred and fifty-eight schools provided data for the year ended March 2008, and a response rate of 89 percent was achieved for the survey. Schools that closed down during the survey period may have had students earlier in the year that may not have been included in the results.

Number of schools in survey

In the March 2008 year, there were 177 schools in the survey population for the ELP questionnaire. The number of schools returning data was 121 in the March 2008 year, with 37 schools responding as having no revenue or students for the period. These 'nil responses' are a mixture of schools that have closed down, newly established schools which were planning to begin operations during the March 2009 year, and schools that have had no activity during the March 2008 year but are expecting data for the following year.

Responses to the ELP Survey

	2004	2005	2006	2007	2008
Schools in survey	186	189	193	179	177
Number responding with non-zero data	151	139	125	122	121
Total responding	179	173	162	161	158
Response rate (%)	96	92	84	90	89

Revisions to previously published data

Revisions were made to the 2007 ELP survey data and to the estimated expenditure of international students studying in New Zealand, due to new or improved data.

Sampling errors

As the ELP survey is run as a census, sampling errors are not calculated.

Non-sampling errors

Non-sampling errors in the survey data may result from errors in the survey frame, respondent error, mistakes made during processing survey results and non-response imputation. There may be some English language schools that are not registered or are for some other reason not included in this survey population. Statistics NZ adopts procedures to detect and minimise these types of errors but they may still occur and they are not quantifiable.

Copyright

Information obtained from Statistics NZ may be freely used, reproduced, or quoted unless otherwise specified. In all cases Statistics NZ must be acknowledged as the source.

Liability

While care has been used in processing, analysing and extracting information, Statistics NZ gives no warranty that the information supplied is free from error. Statistics NZ shall not be liable for any loss suffered through the use, directly or indirectly, of any information, product or service.

Timing

Timed statistical releases are delivered using postal and electronic services provided by third parties. Delivery of these releases may be delayed by circumstances outside the control of Statistics NZ. Statistics NZ accepts no responsibility for any such delays.

Tables

The following tables are printed with this Hot Off The Press and can also be downloaded from the Statistics New Zealand website in Excel format. If you do not have access to Excel, you may use the [Excel file viewer](#) to view, print and export the contents of the file.

1. Tuition and related fees
2. Student numbers
3. Accommodation provision
4. Student weeks