

Rangatahi

Auckland Region



Regional Rangatahi 2001

Introduction

This publication is part of a series of regional reports which look at the young Māori population in the context of the households and families in which they live. Information is based on the 2001 Census of Population and Dwellings. The reports are in two major life stages: children, or tamariki (0–14 years), and youth, or rangatahi (15–24 years).

In these reports, rangatahi refers to young adults aged 15–24 years who recorded Māori ethnicity on their individual census form. This includes those who provided an ethnicity in addition to Māori.

The Māori population has a young age structure. In 2001, the median age for Māori was 21.9 years

compared with 34.8 years for the total population. In 2001, rangatahi made up 19 percent (81,063) of all young adults aged 15–24 years in New Zealand.

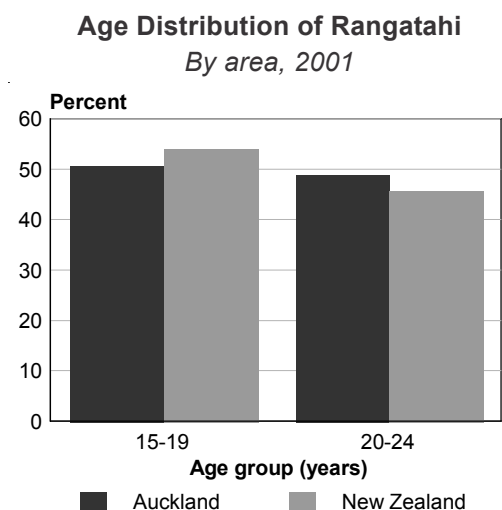
This report focuses on rangatahi living in the Auckland Regional Council area, which is made up of the following territorial authorities: Waitakere City, Rodney District, North Shore City, Auckland City, Manukau City, Papakura District and part of the Franklin District.

Auckland contained a high proportion of the total New Zealand Māori population, including just over a quarter of all rangatahi. This high proportion heavily influences the national figures, resulting in little difference between Auckland and national figures.

Summary for the Auckland Region

- Fourteen percent (20,925) of all young adults in Auckland were rangatahi.
- Eighteen percent of the Māori ethnic group in Auckland were rangatahi, a figure similar to the national average (17 percent).
- The age distribution of Auckland rangatahi matched the age patterns of rangatahi nationally, the proportion of the population decreasing with the increasing age of the young adults (figure 1).
- For Auckland rangatahi, 51 percent were living with their parents in the role of the child, 8 percent were sole parents, the same figure as for parents with a partner.
- Female rangatahi living in Auckland were far more likely than male rangatahi to be sole parents (92 percent).
- A large proportion of Auckland rangatahi lived in households with four or more usual residents aged 15 years and over (45 percent). Four percent lived in households as the sole resident aged 15 years and over.
- The majority of Auckland rangatahi parents with dependent children (under 15 years) were living with only one child (60 percent).
- Thirty-nine percent of Auckland rangatahi lived in homes that were owned, with or without a mortgage, by a member of the household.
- For Auckland rangatahi, 31 percent were living in crowded households at the time of the 2001 Census. This is higher than the national figure for all rangatahi (26 percent).
- In 2001, 34 percent of rangatahi were still living at the same address as five years earlier. Forty-six percent of rangatahi had moved to a different address within Auckland, and 20 percent had moved to Auckland from a different region.
- Ninety percent of rangatahi in Auckland lived in homes with access to a telephone.
- Eighty-seven percent of Auckland rangatahi lived in households with access to at least one motor vehicle.
- Eighty-six percent of Auckland rangatahi knew their iwi at the time of the 2001 Census, a figure similar to that for rangatahi nationally (87 percent).
- In 2001, 19 percent of Auckland rangatahi could hold a conversation about everyday things in te reo Māori, a lower figure than for rangatahi nationally (24 percent).
- Sixty-three percent of Auckland rangatahi held a formal qualification. This is similar to the figure for rangatahi nationally (62 percent).
- Forty percent of Auckland rangatahi participating in either full- or part-time study were also engaged in the workforce.
- In 2001, half of Auckland rangatahi were employed in either full- or part-time work.
- The median annual household income for households in Auckland containing rangatahi was \$58,900. This was \$14,800 higher than for rangatahi nationally.

Figure 1



Family Role

- Members of the dynamic 15–24 years age group occupy a variety of family roles. They can be a child living with their parents or parents themselves. They can be living as a couple, a young adult flatting with others or living alone.
- In 2001, 51 percent of rangatahi in Auckland were living with their parents in the role of the child, similar to the national average (50 percent).
- The role in the family nucleus for Auckland rangatahi changed with increasing age. The majority of Auckland rangatahi aged 15–19 years were in the role of the child (71 percent), a figure which decreased to 29 percent for rangatahi aged 20–24 years.
- Eight percent of Auckland rangatahi were in the role of sole parent, the same figure as for parents with a partner. Of the sole parents, 92 percent were female.

reflection of high accommodation costs in Auckland which can be reduced by sharing the cost of living with a larger number of people. The large number of tertiary institutions in Auckland may also influence the higher number of usual residents living in the household.

- Four percent of Auckland rangatahi lived in households as the sole resident aged 15 years and over (figure 2).
- Female rangatahi in Auckland were more likely than their male counterparts to live in households as the sole resident aged 15 years and over (7 and 2 percent, respectively). This difference may be partly attributable to the large number of female sole parents living with dependent children.
- Male rangatahi living in Auckland were more likely than female rangatahi to live in households containing four or more usual residents aged 15 years or over (48 and 41 percent, respectively).
- Younger rangatahi in Auckland were more likely to live in large households than older rangatahi (figure 3). Forty-nine percent of rangatahi aged 15–19 years were living in households with four or more usual residents aged 15 years and over compared with 40 percent of rangatahi aged 20–24 years.
- One percent of rangatahi aged 15–19 years lived in households as the sole occupant aged 15 years and over compared with 8 percent of rangatahi aged 20–24 years (figure 3).

Number of Usual Residents Aged 15 Years and Over

- This section investigates the living arrangements for rangatahi. Only individuals aged 15 years and over are considered. Dependent children, and other residents aged under 15 years, are therefore excluded.
- In 2001, a large proportion of Auckland rangatahi lived in households with four or more usual residents aged 15 years and over (45 percent), higher than for rangatahi nationally (37 percent). This may be a

Figure 2

Number of Usual Residents in Households Containing Rangatahi
By area, 2001

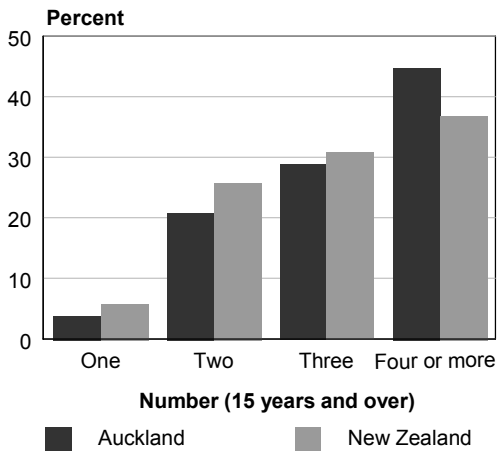
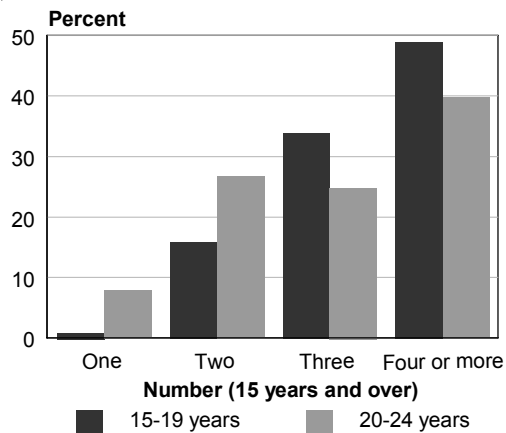


Figure 3

Number of Usual Residents in Households Containing Rangatahi
Auckland Region
By age, 2001



Rangatahi with Dependent Children

- This section investigates the number of rangatahi parents (sole or parent with a spouse or partner) living with dependent children (aged under 15 years). This group constitutes 16 percent of all Auckland rangatahi. Rangatahi in non-parental roles are excluded.
- In 2001, the majority of Auckland rangatahi parents with dependent children were living with only one child (60 percent), a figure similar to that for rangatahi nationally.
- As figure 4 shows, Auckland rangatahi who were sole parents were more likely than parents with a spouse or partner to live in a family with only one dependent child (62 and 58 percent, respectively).
- Parents with a spouse or partner were more likely than sole-parent rangatahi to live with more than one dependent child (42 and 38 percent, respectively).
- In Auckland, male and female rangatahi parents were almost as likely to be living in a family with one dependent child (61 and 60 percent, respectively). The proportion of male and female rangatahi parents living in larger families with four or more dependent children was similar (4 and 3 percent, respectively).
- Seventy-eight percent of Auckland rangatahi parents living with dependent children were female, a figure similar to the national trend for all rangatahi (77 percent).
- In Auckland, 15 percent of rangatahi parents living with dependent children were aged 15–19 years. As expected, younger rangatahi parents were more likely than their older counterparts to be living with only one child (figure 5).

Figure 4

Rangatahi Living with Dependent Children
Auckland Region
By parental status, 2001

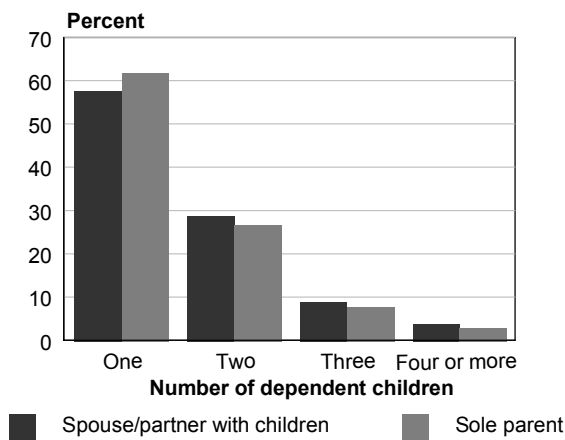
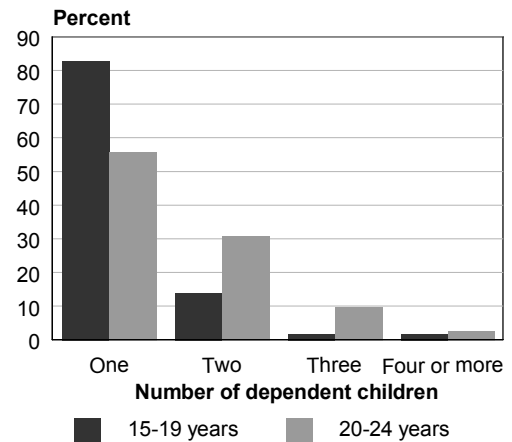


Figure 5

Rangatahi Living with Dependent Children
Auckland Region
By parental age, 2001



Tenure

- In 2001, 39 percent of Auckland rangatahi lived in homes that were owned (with or without a mortgage) by a member of the household. This was marginally lower than the national figure for all rangatahi (41 percent). This may be due to the higher costs of home ownership and greater availability of rental accommodation in Auckland.
- The majority of rangatahi in each family role (with the exception of the child) lived in rental accommodation. Fifty-four percent of rangatahi in the role of the child lived in homes that were owned (with or without a mortgage) by a member of the household. This was a result of the parents of these rangatahi being older and therefore in a better financial position than their children, or most rangatahi, to own their own home.
- Male rangatahi were more likely than female rangatahi to live in homes that were owned (with or without a mortgage) by a member of the household (42 and 37 percent, respectively). This is because male rangatahi were more likely to be in the role of the child, whereas female rangatahi were more likely to be in the role of sole parent, or living with their spouse/partner only, or with their spouse/partner and child(ren).

Crowding

- At the time of the 2001 Census, 31 percent of rangatahi living in Auckland were living in crowded households (see Glossary). This is higher than the national figure for all rangatahi (26 percent). Males and females showed an equal likelihood of living in crowded households.
- The proportion of Auckland rangatahi living in crowded households decreased with increasing age. Thirty-three percent of rangatahi aged 15–19 years lived in crowded households, compared with 29 percent of rangatahi aged 20–24 years.
- Auckland rangatahi who were sole parents were the group most likely to be living in crowded households (44 percent). They were likely to be living in multi-family households.
- Rangatahi living with a spouse or partner but without any children were the group least likely to be living in crowded households (14 percent).

Figure 6

Tenure of Dwelling for Rangatahi
Auckland Region
By family role, 2001

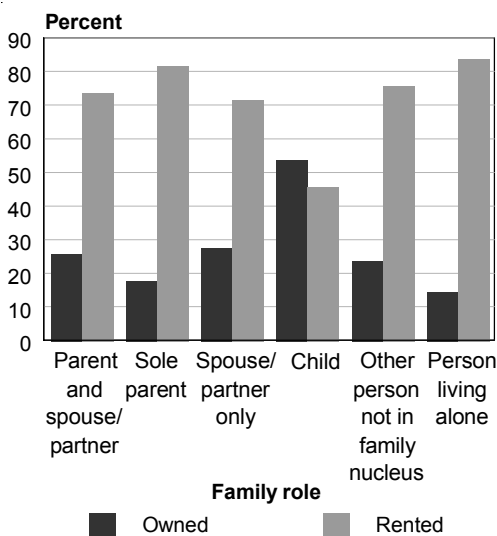
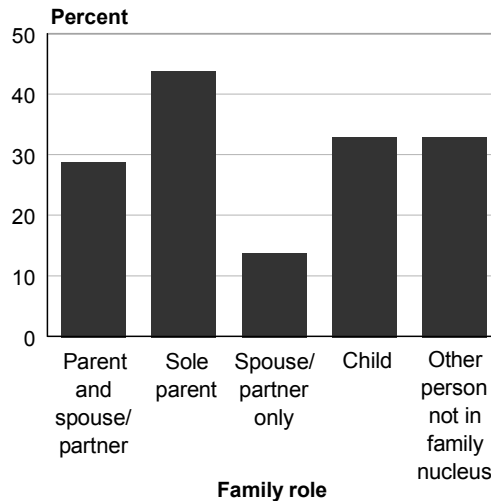


Figure 7

Rangatahi Living in Crowded Households⁽¹⁾
Auckland Region
By family role, 2001



(1) Since someone living alone cannot be considered to be living in a crowded household, this family role is not included in the graph.

- In almost all family roles, younger rangatahi were more likely to live in crowded conditions than older rangatahi. Auckland rangatahi in the role of the child were the only group for which older members were more likely to live in crowded households (figure 8).
- Male rangatahi in the role of the child accounted for 29 percent of Auckland rangatahi living in crowded households. The next largest group was females in the role of the child, accounting for 25 percent of Auckland rangatahi in crowded households.

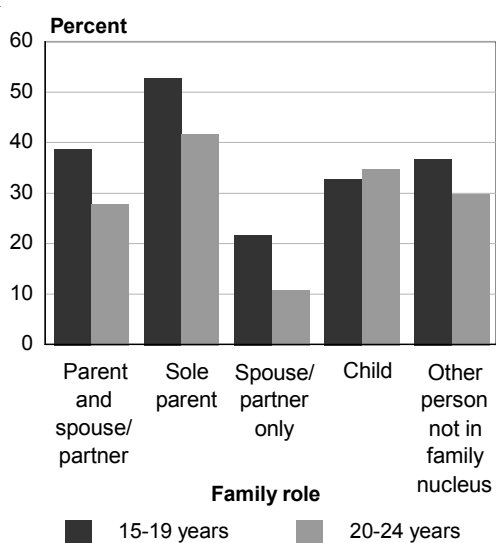
Mobility

- In the 2001 Census, individuals were asked for their usual address five years ago. This allows for the study of residential mobility between censuses.
- Early adulthood is often a time of residential change for young people. Individuals may move in the pursuit of work or study. The advent of parenthood may also prompt residential movement.

- In 2001, 80 percent of rangatahi had remained in Auckland since the 1996 Census. Thirty-four percent of rangatahi were still living at the same residential address, while 46 percent had moved to a different address within the region. A further 20 percent of rangatahi moved to Auckland from a different region. The pattern of residential mobility for Auckland rangatahi closely matched the mobility of rangatahi nationally.
- In 2001, rangatahi in the role of the child were the most likely group to have lived at the same residential address for the previous five years (54 percent). A further 36 percent changed address but remained in the same region, while 10 percent had moved to Auckland from a different region, as shown in figure 9.
- Rangatahi parents (sole parent, or parent and spouse/partner) were likely to have remained in Auckland between censuses (82 and 78 percent, respectively). However, rangatahi sole parents were more likely to be living at the same residential address as five years ago than rangatahi who were a parent with a spouse or partner (22 and 15 percent, respectively).
- In 2001, rangatahi not living in a family nucleus were the group most likely to have moved to Auckland from a different region since the 1996 Census (38 percent). Rangatahi in the role of the child were the least likely to have done so (10 percent).

Figure 8

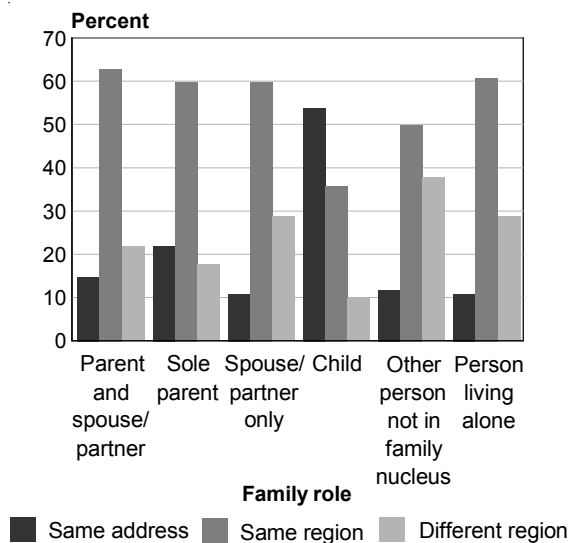
Rangatahi Living in Crowded Households⁽¹⁾
Auckland Region
By age group and family role, 2001



(1) Since someone living alone cannot be considered to be living in a crowded household, this family role is not included in the graph.

Figure 9

Mobility of Rangatahi
Auckland Region
By family role, 1996, 2001



Telecommunications Access

- In 2001, 90 percent of rangatahi in Auckland lived in households with access to a telephone. This was marginally higher than the national figure for rangatahi (88 percent).
- The proportion of Auckland rangatahi living in households with access to the Internet was higher than the national figure for all rangatahi (31 and 26 percent, respectively).
- Rangatahi aged 15–19 years had a slightly higher rate of Internet access than rangatahi aged 20–24 years (32 and 29 percent, respectively). The figures for rangatahi nationally showed a similar pattern, with 28 percent of rangatahi aged 15–19 years living in households with Internet access, compared with 24 percent of rangatahi aged 20–24 years.
- Rangatahi in the role of the child were the most likely to live in households with access to the Internet (36 percent). The least likely were sole parents (14 percent). This may be due to the lower earning potential of a one-parent family.
- In Auckland, rangatahi who lived alone were the group most likely to have no access to telecommunications (25 percent). This was similar to the national figure for rangatahi living alone (27 percent).

Figure 10

Telecommunications Access for Rangatahi
By area, 2001

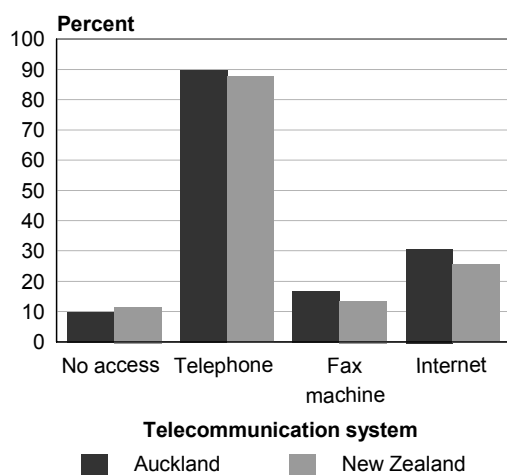
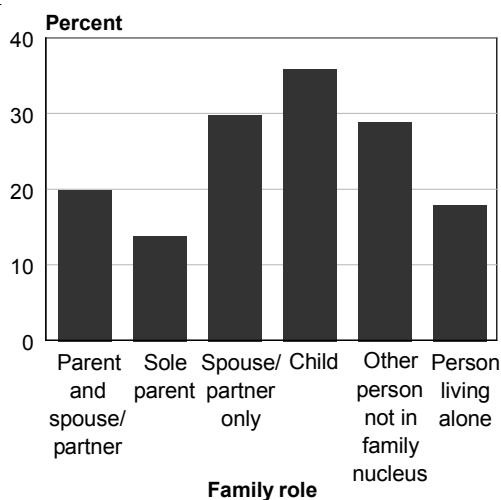


Figure 11

Internet Access for Rangatahi
Auckland Region
By family role, 2001



Motor Vehicle Access

- At the time of the 2001 Census, 87 percent of rangatahi in Auckland lived in households with access to at least one motor vehicle. This was slightly higher than the national figure for all rangatahi (85 percent).
- Males were slightly more likely than females to live in households with access to at least one motor vehicle (89 and 86 percent, respectively).
- Rangatahi living with their spouse or partner but without children were the group most likely to have access to at least one motor vehicle (93 percent). Rangatahi who lived alone had the lowest rate of motor vehicle access (61 percent).
- As figure 12 shows, Auckland rangatahi had a higher rate of access to motor vehicles than rangatahi nationally, in all family roles.

Knowledge of Iwi

- The data presented in this section exclude a small number of rangatahi who provided a legitimate iwi response but did not indicate they were of Māori descent.
- Eighty-six percent of rangatahi in Auckland knew their iwi at the time of the 2001 Census, similar to the national figure for rangatahi (87 percent).
- More than 80 percent of Auckland rangatahi in each family role had knowledge of their iwi. Rangatahi who were parents (sole parent or parent with spouse/partner) were the most likely to know their iwi (both 87 percent). Auckland rangatahi living alone were the least likely (81 percent), similar to the figure for rangatahi nationally.
- Auckland rangatahi aged 15–19 years were just as likely as rangatahi aged 20–24 years to know their iwi (both 86 percent). There was little variation in knowledge of iwi between family roles in both age groups, although rangatahi aged 20–24 years living alone were the group least likely to know their iwi (80 percent).
- In Auckland, female rangatahi were slightly more likely to have knowledge of their iwi than their male counterparts (87 and 84 percent, respectively). As shown in figure 13, this was the case for each family role. This difference in iwi knowledge between the sexes was reflected in the national figures for female and male rangatahi (89 and 85 percent, respectively).

Figure 12

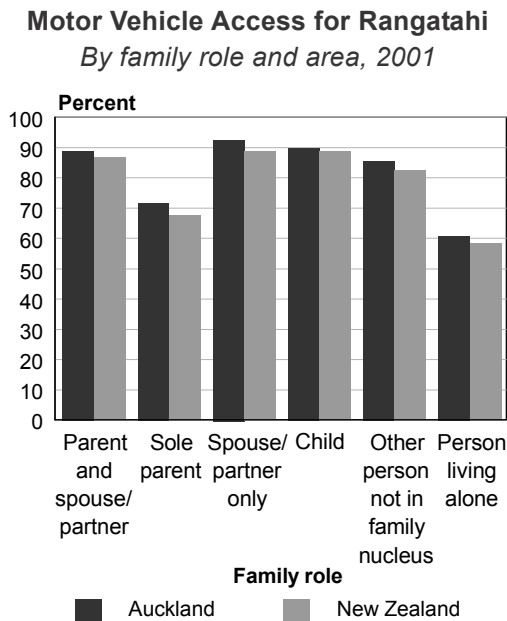
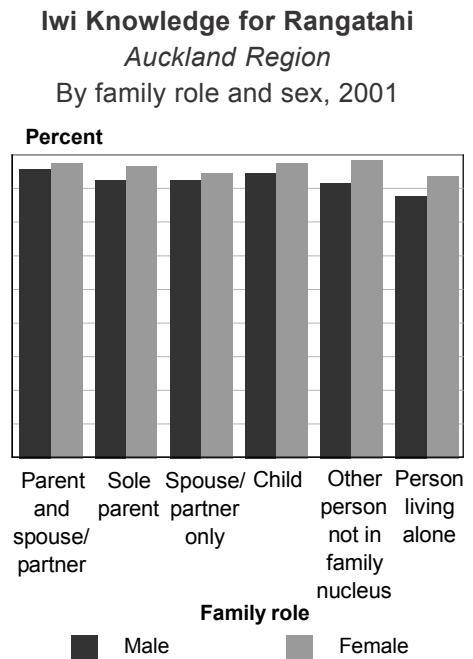


Figure 13



Te Reo Māori Speakers

- In 2001, 19 percent of rangatahi in Auckland could hold a conversation about everyday things in te reo Māori, a lower figure than for rangatahi nationally (24 percent). This was the case for all family roles.
- Both in Auckland and in New Zealand as a whole, rangatahi living with other people, but not in a family nucleus, were the group most likely to be able to speak te reo Māori (23 and 26 percent, respectively), followed by rangatahi living alone (22 and 25 percent, respectively).
- Auckland rangatahi in the role of the child recorded the lowest rate of speaking te reo Māori (17 percent). This figure was lower than for rangatahi in this role nationally (23 percent).
- Female rangatahi in Auckland were slightly more able to speak te reo Māori than their male counterparts (20 and 18 percent, respectively). This was also the case for rangatahi nationally, with 25 percent of females and 22 percent of males able to hold an everyday conversation in te reo Māori.
- As an exception to this, male rangatahi in Auckland who were sole parents were significantly more likely to be able to speak te reo Māori than their female counterparts (33 and 20 percent, respectively). The figures for rangatahi nationally showed a similar result, with 31 percent of male rangatahi sole parents able to speak te reo Māori, compared with 25 percent of female rangatahi sole parents.

Education

- At the time of the 2001 Census, 63 percent of rangatahi in Auckland held a formal qualification. This is similar to the 62 percent for rangatahi nationally.
- Auckland rangatahi were most likely to have a secondary school qualification as their highest educational attainment (46 percent), followed by a vocational qualification (14 percent). Only 3 percent had a bachelor's degree or higher as their highest educational attainment. This is a likely result of rangatahi being a young age group. As figure 15 shows, the figures for rangatahi nationally followed a similar distribution.

Figure 14

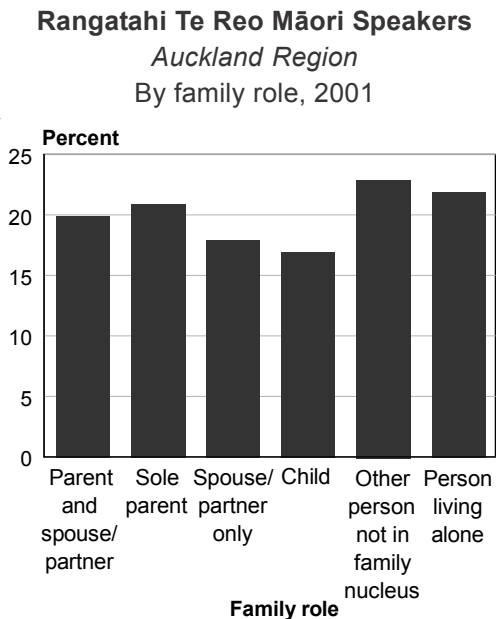
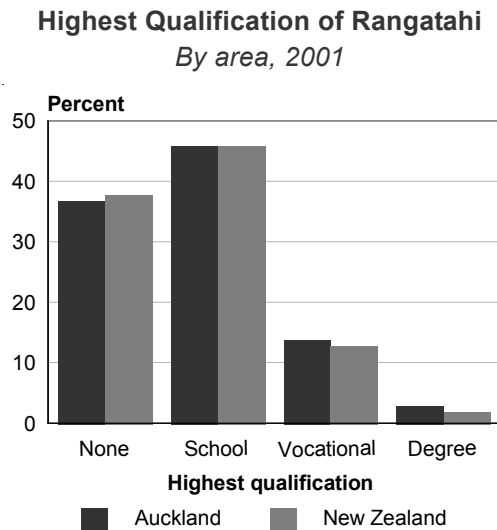


Figure 15



- In Auckland, female rangatahi were more likely than male rangatahi to hold a formal qualification (67 and 57 percent, respectively). As figure 16 shows, female rangatahi were more likely than male rangatahi to hold a qualification in each qualification type. This was also the trend for rangatahi nationally.
- Female rangatahi were more likely than male rangatahi to be enrolled in some form of study, irrespective of their age. Twenty-six percent of females were enrolled in full-time study, compared with 22 percent of males. There was a similar pattern for rangatahi studying part-time, with 10 percent of females enrolled in part-time study, compared with 8 percent of males.
- In 2001, the proportions of Auckland and New Zealand rangatahi enrolled in full-time study were similar (23 and 25 percent, respectively). The proportions enrolled in part-time study were the same (both 9 percent).
- As figure 17 shows, rangatahi in the role of the child were the most likely to be studying. Thirty percent were enrolled in full-time study and 10 percent in part-time study. Rangatahi who were a parent with partner or spouse were equally likely to be enrolled in full- or part-time study (both 5 percent). Sole parents were more likely to be enrolled in full-time study than in part-time study (12 and 6 percent, respectively).

Figure 16

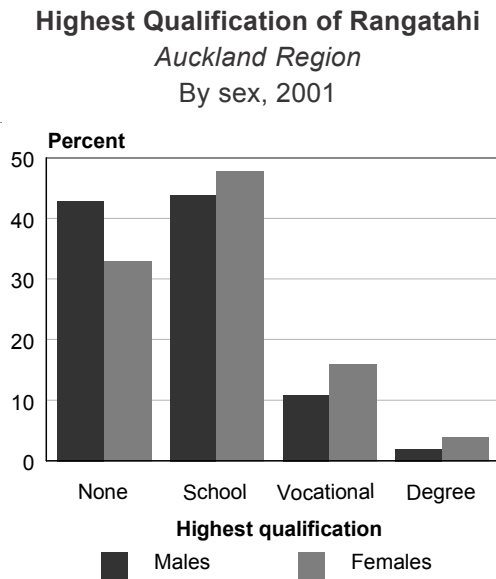
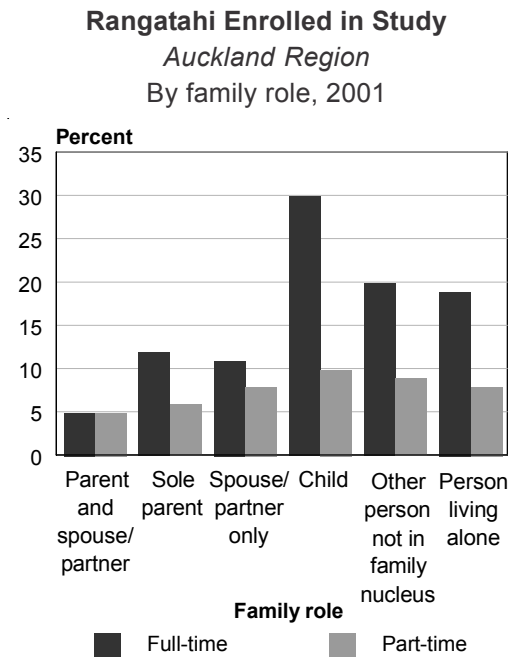


Figure 17



- At the time of the 2001 Census, 40 percent of Auckland rangatahi participating in either full- or part-time study were also engaged in the workforce. Thirteen percent of rangatahi who were studying were engaged in full-time employment, while 27 percent were in part-time employment.
- Twenty-nine percent of rangatahi studying full-time were also working part-time. A further 8 percent were engaged in full-time employment (figure 18).

Employment

- At the time of the 2001 Census, half of rangatahi in Auckland were employed in either full- or part-time work. This was slightly higher than the employment rate for rangatahi nationally (47 percent).
- Those living with a spouse/partner were the most likely to be employed (73 percent). Sole parents, and rangatahi living with other people but not in a family nucleus, were most likely to be unemployed (both 20 percent). Only 39 percent of sole parents participated in the labour force, due to their childcare responsibilities.
- In Auckland, 61 percent of older rangatahi (20–24 years) were employed, compared with 39 percent of younger rangatahi (15–19 years). Younger rangatahi were more likely to be unemployed than older rangatahi (20 and 15 percent, respectively). Forty-two percent of younger rangatahi did not participate in the labour force, compared with 24 percent of older rangatahi. The reason for this difference is that younger rangatahi were more likely to be participating in study.

Figure 18

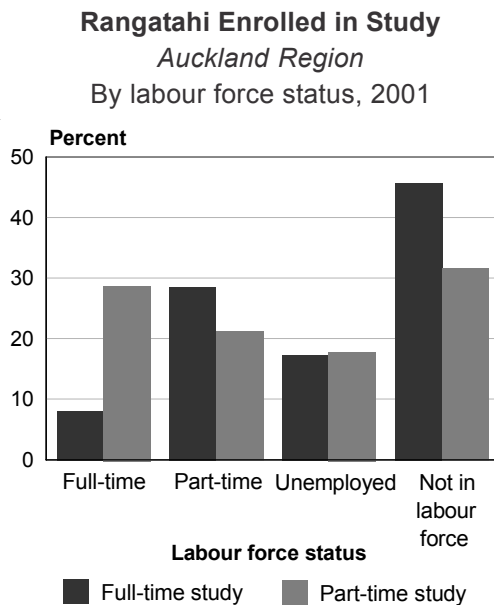
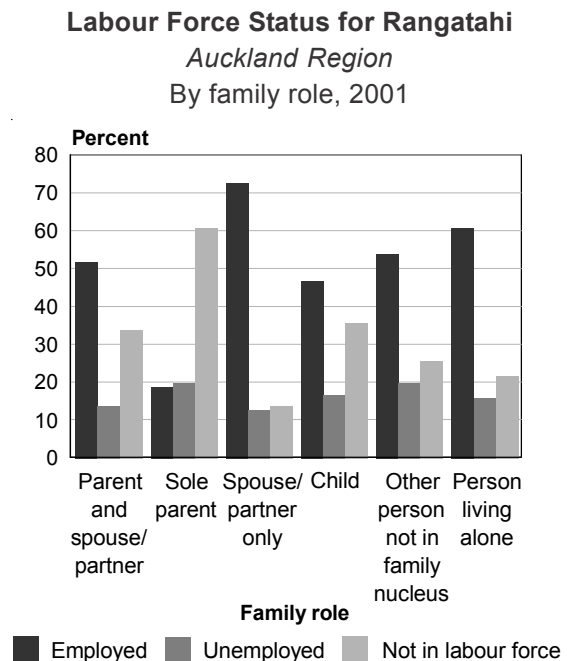


Figure 19



- Auckland male rangatahi were more likely to be employed than female rangatahi (55 and 45 percent, respectively).
- The proportions of male and female rangatahi who were unemployed were similar (17 and 18 percent, respectively), however, 37 percent of female rangatahi did not participate in the labour force, compared with 28 percent of males.
- As figure 20 shows, male rangatahi living with children were far more likely to be employed than their female counterparts. The reason for the large differences could be that female rangatahi in these roles dedicated more of their time to child-rearing than their male equivalents.
- Thirty-five percent of Auckland rangatahi were employed full-time, a higher proportion than for rangatahi nationally (31 percent). In Auckland, 43 percent of male rangatahi were employed full-time, compared with 29 percent of female rangatahi.
- The presence of children was very influential for the full-time employment rates of female rangatahi living with a spouse/partner. Sixty-one percent of females living with their spouse/partner but without children were employed full-time. This was a much higher proportion than for female rangatahi living with their spouse/partner and children, and employed full-time (26 percent). The full-time employment rates of male rangatahi living with their spouse/partner were unchanged by the presence of children in the family (both 67 percent).
- Fourteen percent of Auckland rangatahi were employed part-time, which was slightly lower than the figure for rangatahi nationally (16 percent). Sixteen percent of female rangatahi were employed part-time, compared with 12 percent of male rangatahi. Male and female rangatahi who were sole parents had the same rate of part-time employment (both 7 percent). For the remaining family roles, female rangatahi were more likely to be employed part-time than male rangatahi.
- The most common occupation for female rangatahi in Auckland (33 percent) and for female rangatahi nationally (39 percent) was service and sales worker. The most common occupation for male rangatahi in Auckland was labourer and related elementary service worker (19 percent). However, the most common occupation for male rangatahi nationally was plant and machine operator and assembler (19 percent).
- In the four weeks leading up to the 2001 Census, 90 percent of Auckland rangatahi had participated in unpaid work. Female rangatahi were more likely than male rangatahi to have participated in unpaid work, regardless of the type of work (figure 21).

Figure 20

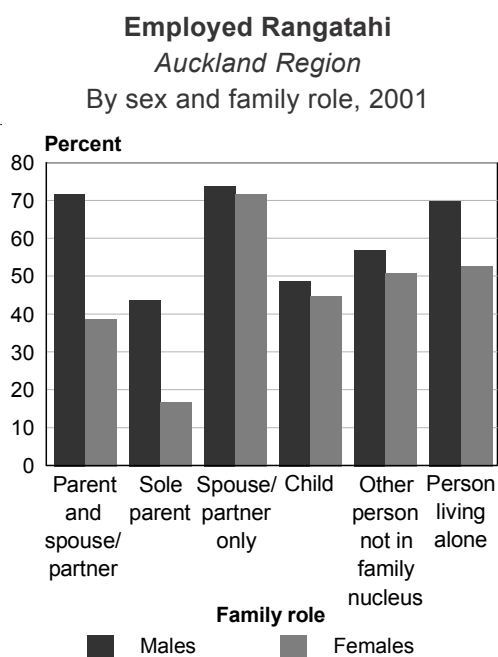
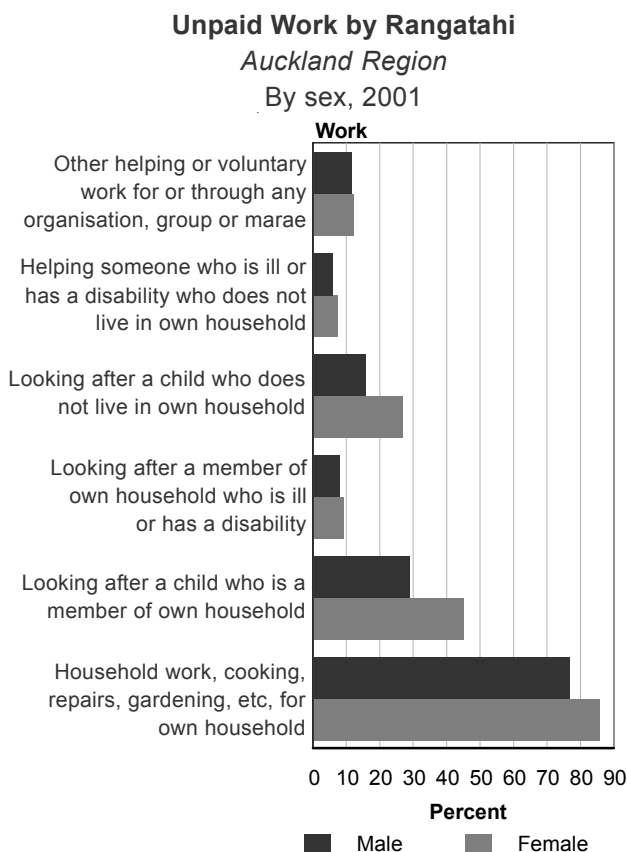


Figure 21



Income

- In 2001, the median annual household income for households in Auckland containing rangatahi was \$58,900. This was \$14,800 higher than for rangatahi nationally. This difference is likely to reflect the greater availability of work in the region and the ability of Auckland rangatahi to earn higher personal incomes, compared with rangatahi nationally.
- As shown in figure 22, Auckland rangatahi lived in households where the median household income was higher than for rangatahi nationally, in each family role.
- Auckland rangatahi in the role of the child lived in households that received the highest median household income (\$67,400). Rangatahi living alone in Auckland received the lowest household income (\$15,600). This figure was \$2,700 higher than for all rangatahi living alone (\$12,900).
- In Auckland, male rangatahi lived in households that received higher median household incomes than their female counterparts (\$62,100 and \$55,800 per annum, respectively). This reflects the greater proportion of females participating in education and parenting rather than in the labour force.
- In 2001, individuals aged 15 years and over were asked to list all the ways they received income in the 12 months preceding the census. All sources of income for each household member are considered in this report.
- The most common source of income for households containing rangatahi was wages and salaries. Auckland rangatahi were slightly more likely to live in households that received income from this source than rangatahi nationally (86 and 84 percent, respectively).
- Auckland rangatahi were less likely to live in households that received income from government benefits than rangatahi nationally (60 and 64 percent, respectively).
- Rangatahi living in Auckland were slightly more likely to live in households that received household income from self-employment than rangatahi nationally (17 and 14 percent, respectively).
- Seventy-four percent of Auckland rangatahi lived in households receiving their sole source of income from wages and salaries, compared with 69 percent of rangatahi nationally. A further 23 percent of rangatahi received their sole household income from government benefits, a lower figure than for rangatahi nationally (28 percent).
- Auckland rangatahi in the role of the spouse/partner were the group most likely to live in households that received income from wages and salaries (96 percent).
- Government benefits were a common source of household income for rangatahi in the role of the sole parent. Ninety-four percent of sole-parent rangatahi living in Auckland received income from this source.

Figure 22

Median Household Income of Rangatahi
By family role and area, 2001

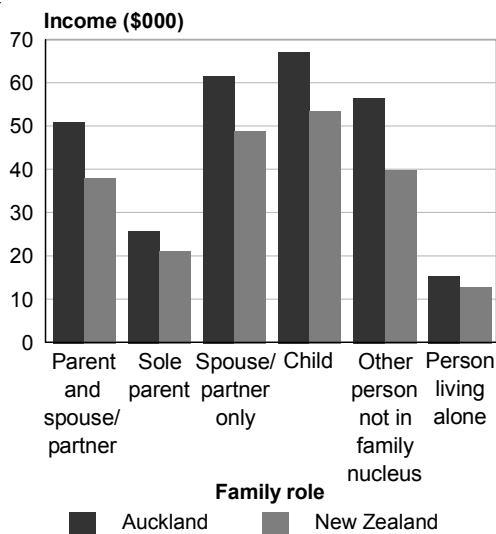
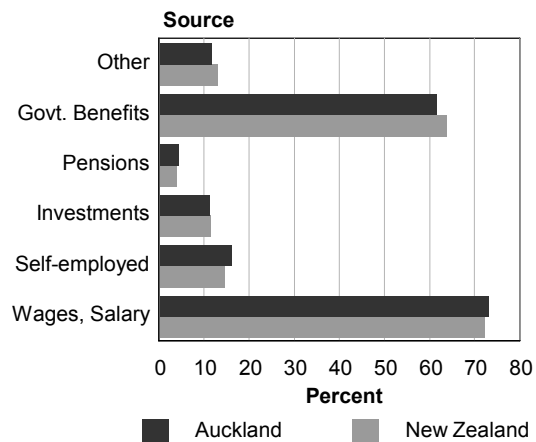


Figure 23

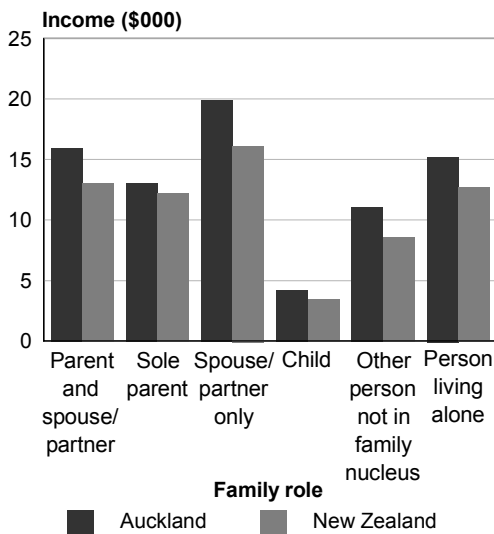
Sources of Household Income for Rangatahi
By area, 2001



- Female rangatahi in Auckland were more likely than males to live in households receiving income from government benefits (63 and 57 percent, respectively). This may reflect the larger number of sole-parent mothers requiring government assistance. Male rangatahi were more likely to live in households receiving income from wages and salaries than their female counterparts (90 and 84 percent, respectively).
- In 2001, the median personal income for Auckland rangatahi was \$8,900, compared with \$7,300 for rangatahi nationally.
- As shown in figure 24, Auckland rangatahi received higher median personal incomes than rangatahi nationally, in each family role. This is perhaps a reflection of a larger proportion of Auckland rangatahi participating in full- and part-time work.
- Male rangatahi living in Auckland received higher personal incomes than their female counterparts (\$9,200 and \$8,600, respectively). This was similar to the national trend for rangatahi. This may reflect the higher earning potential of male rangatahi compared with their female counterparts, and the large proportion of female sole parents not in paid employment. The greater likelihood of women engaging in study may also partly explain the difference in median income between the sexes.
- Wages and salaries was the largest source of personal income for Auckland rangatahi (72 percent), similar to the figure for rangatahi nationally (71 percent). Government benefits were the next largest source. Forty percent of rangatahi received personal income from government benefits, less than rangatahi nationally (45 percent).

Figure 24

Median Personal Income for Rangatahi
By family role and area, 2001



Glossary

Canadian National Occupancy Standard

The Canadian National Occupancy Standard sets the bedroom requirements of a household according to the following composition criteria:

- There should be no more than two people per bedroom.
- Parents or couples share a bedroom.
- Children under five years, either of same or opposite sex, may reasonably share a bedroom.
- Children under 18 years of the same sex may reasonably share a bedroom.
- A child aged five to 17 years should not share a bedroom with one under five and of the opposite sex.
- Single adults 18 years and over, or any unpaired children, require a separate bedroom.

Child in a family nucleus

To be a 'child in a family nucleus' a person must have usual residence with at least one parent, and have no partner or child(ren) of their own living in the same household. Note that 'child(ren) in a family nucleus' can be a person of any age. Refer also to 'parent'.

Child(ren) in a family nucleus are divided into two sub-groups: 'dependent child(ren)' and 'adult child(ren)'.

Crowding

Crowding is a theoretical concept about the acceptable number of people per household. Crowding generally refers to people's psychological response to density, that is, to their feelings of being crowded, having a lack of privacy or an increase in unwanted interactions or psychological distress. Crowding in households relates to situations where the number of people residing in a household exceeds the ability of the dwelling to provide adequate shelter and services to its members. In this report a household is deemed crowded if the dwelling the household resides in requires one or more extra bedrooms, according to the Canadian National Occupancy Standard. (See above.)

Dependent children

A 'child in a family nucleus' who is aged less than 18 years and who is not employed full-time. Refer also to 'child in family nucleus' and 'employed – full-time'.

Employed

A person is employed if they are in the working-age population (aged 15 years and over) and during the week ended 4 March 2001, they:

- worked for one hour or more for pay or profit in the context of an employee/employer relationship or self-employment

- worked without pay for one hour or more in work that contributed directly to the operation of a farm, business or professional practice owned or operated by a relative
- had a job but were not at work due to:
 - own illness or injury
 - personal or family responsibilities
 - bad weather or mechanical breakdown
 - direct involvement in industrial dispute
 - leave or holiday.

Full-time: People who are employed full-time usually work 30 or more hours per week.

Part-time: People who are employed part-time usually work fewer than 30 hours per week.

Family nucleus

A couple with or without child(ren), or one parent and their child(ren). The children do not have partners or children of their own living in the same household.

Family type

The derived variable that classifies family nuclei according to the presence or absence of couples, parents and children.

Household

A household is either one person who usually resides alone, or two or more people who usually reside together and share facilities (such as a living area and eating, cooking, bathroom and toilet facilities).

Household composition

The derived variable that classifies households according to the presence, number, and type of family nuclei, and the presence of related and unrelated people.

Labour force

The labour force consists of members of the working-age population (people aged 15 years and over) who during the week ended 4 March 2001 were classified as 'employed' or 'unemployed'.

Multi-family household

A multi-family household is two or more family nuclei who usually reside together in the same dwelling.

Parent

The mother, father (natural, step, adopted or foster), or 'person in a parent role' of a 'child in a family nucleus'.

Sole parent

A sole parent is the parent in a one-parent family.

Study status

Study status information was gathered from unpaid activities data in the 2001 Census. Respondents were asked to identify from a list which unpaid activities they had done in the past four weeks. For the purposes of this report full-time study and part-time study were defined as follows:

Full-time study: attending or studying for 20 hours or more per week at school or any other place.

Part-time study: attending or studying for less than 20 hours per week at school or any other place.

A small number of people reported studying both full- and part-time within the four- week period. Therefore the total number of responses will be greater than the total number of people.

www.stats.govt.nz

Information Centre

Email: info@stats.govt.nz

Phone: 0508 525 525 toll free

Auckland

Private Bag 92003

Phone: 09 920 9100

Fax: 09 920 9198

Wellington

PO Box 2922

Phone: 04 931 4600

Fax: 04 931 4610

Christchurch

Private Bag 4741

Phone: 03 964 8700

Fax: 03 964 8964

