

Rangatahi

Hawke's Bay Region



Regional Rangatahi 2001

Introduction

This publication is part of a series of regional reports which look at the young Māori population in the context of the households and families in which they live. Information is based on the 2001 Census of Population and Dwellings. The reports are in two major life stages: children, or tamariki (0–14 years), and youth, or rangatahi (15–24 years).

In these reports, rangatahi refers to young adults aged 15–24 years who recorded Māori ethnicity on their individual census form. This includes those who provided an ethnicity in addition to Māori.

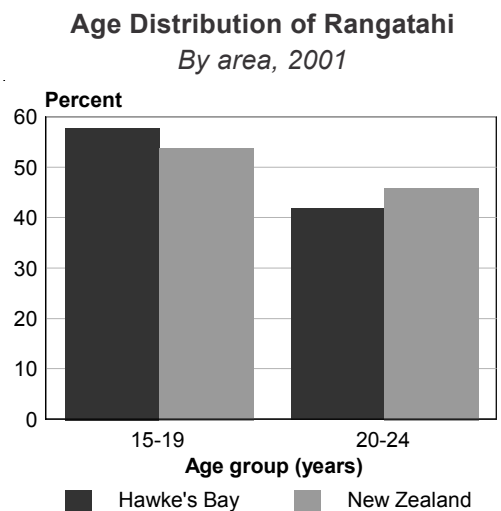
The Māori population has a young age structure. In 2001, the median age for Māori was 21.9 years compared with 34.8 years for the total population. In 2001, rangatahi made up 19 percent (81,063) of all young adults aged 15–24 years in New Zealand.

This report focuses on rangatahi living in the Hawke's Bay Regional Council area, which is made up of the following territorial authorities: Wairoa District, Hastings District, Napier City, Central Hawke's Bay District, and part of the Taupo District and Rangitikei District.

Summary for the Hawke's Bay Region

- Thirty-two percent (4,737) of all young adults in Hawke's Bay were rangatahi.
- Sixteen percent of the Māori ethnic group in Hawke's Bay were rangatahi, similar to the national average (17 percent).
- The age distribution of Hawke's Bay rangatahi matched the age patterns of rangatahi nationally, the proportion of the population decreasing with the increasing age of the young adults (figure 1).
- For Hawke's Bay rangatahi, 53 percent were living with their parents in the role of the child, 11 percent were sole parents and 8 percent were parents with a partner.
- Female rangatahi living in Hawke's Bay were far more likely than male rangatahi to be sole parents (91 percent).
- Thirty-four percent of Hawke's Bay rangatahi lived in households with four or more usual residents aged 15 years and over. Six percent lived in households as the sole resident aged 15 years and over.
- The majority of Hawke's Bay rangatahi parents with dependent children (aged under 15 years) were living with only one child (57 percent).
- Forty-three percent of Hawke's Bay rangatahi lived in homes that were owned, with or without a mortgage, by a member of the household.
- For Hawke's Bay rangatahi, 31 percent were living in crowded households at the time of the 2001 Census. This is higher than the national figure for all rangatahi (26 percent).
- In 2001, 38 percent of rangatahi were still living at the same address as five years earlier. Forty-four percent of rangatahi had moved to a different address within Hawke's Bay and 18 percent had moved to Hawke's Bay from a different region.
- Eighty-six percent of rangatahi in Hawke's Bay lived in homes with access to a telephone.
- Eighty-six percent of Hawke's Bay rangatahi lived in households with access to at least one motor vehicle.
- Eighty-eight percent of Hawke's Bay rangatahi knew their iwi at the time of the 2001 Census, a figure similar to that for rangatahi nationally (87 percent).
- In 2001, 25 percent of Hawke's Bay rangatahi could hold a conversation about everyday things in te reo Māori, a figure similar to that for rangatahi nationally (24 percent).
- Fifty-seven percent of Hawke's Bay rangatahi held a formal qualification. This is lower than the figure for rangatahi nationally (62 percent).
- Thirty-eight percent of Hawke's Bay rangatahi participating in either full- or part-time study were also engaged in the workforce.
- In 2001, 46 percent of Hawke's Bay rangatahi were employed in either full- or part-time work.
- The median annual household income for households in Hawke's Bay containing rangatahi was \$37,200. This was \$6,900 lower than for rangatahi nationally.

Figure 1



Family Role

- Members of the dynamic 15–24 years age group occupy a variety of family roles. They can be a child living with their parents or parents themselves. They can be living as a couple, a young adult flatting with others or living alone.
- In 2001, 53 percent of rangatahi in Hawke's Bay were living with their parents in the role of the child, marginally higher than the national average (50 percent).
- The role in the family nucleus for Hawke's Bay rangatahi changed with increasing age. The majority of Hawke's Bay rangatahi aged 15–19 years were in the role of the child (72 percent), a figure which decreased to 27 percent for rangatahi aged 20–24 years.
- Eleven percent of Hawke's Bay rangatahi were in the role of sole parent, marginally higher than rangatahi recorded as parents with a partner (8 percent). Of the sole parents, 91 percent were female.
- In 2001, 34 percent of Hawke's Bay rangatahi lived in households with four or more usual residents aged 15 years and over, a slightly lower figure than for rangatahi nationally (37 percent).
- Six percent of Hawke's Bay rangatahi lived in households as the sole resident aged 15 years and over (figure 2).
- Female rangatahi in Hawke's Bay were more likely than their male counterparts to live in households as the sole resident aged 15 years and over (9 and 3 percent, respectively). This difference may be partly attributable to the large number of female sole parents living with dependent children.
- Male rangatahi living in Hawke's Bay were more likely than female rangatahi to live in households containing four or more usual residents aged 15 years or over (38 and 31 percent, respectively).
- Younger rangatahi in Hawke's Bay were more likely to live in large households than older rangatahi (figure 3). Thirty-nine percent of rangatahi aged 15–19 years were living in households with four or more usual residents aged 15 years and over compared with 28 percent of rangatahi aged 20–24 years.
- Two percent of rangatahi aged 15–19 years lived in households as the sole occupant aged 15 years and over compared with 12 percent of rangatahi aged 20–24 years (figure 3).

Number of Usual Residents Aged 15 Years and Over

- This section investigates the living arrangements for rangatahi. Only individuals aged 15 years and over are considered. Dependent children, and other residents aged under 15 years, are therefore excluded.

Figure 2

Number of Usual Residents in Households Containing Rangatahi
By area, 2001

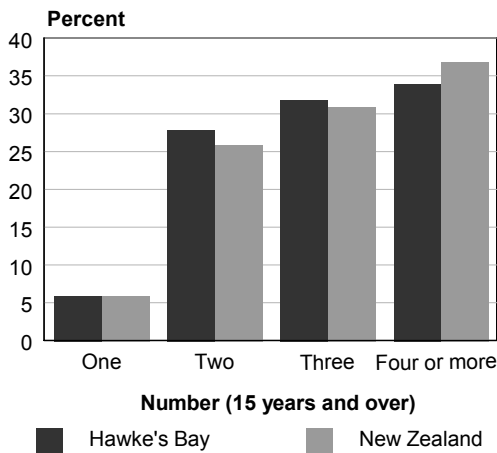
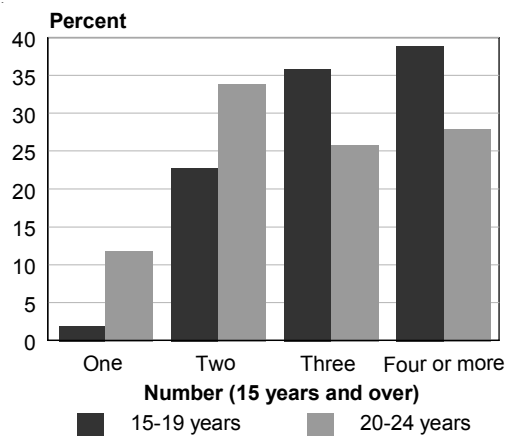


Figure 3

Number of Usual Residents in Households Containing Rangatahi
Hawke's Bay Region
By age, 2001



Rangatahi with Dependent Children

- This section investigates the number of rangatahi parents (sole or parent with a spouse or partner) living with dependent children (aged under 15 years). This group constitutes 19 percent of all Hawke's Bay rangatahi. Rangatahi in non-parental roles are excluded.
- In 2001, the majority of Hawke's Bay rangatahi parents with dependent children were living with only one child (57 percent), a marginally lower figure than that for rangatahi nationally (60 percent).
- As figure 4 shows, Hawke's Bay rangatahi who were sole parents were more likely than parents with a spouse or partner to live in a family with only one dependent child (60 and 54 percent, respectively).
- Parents with a spouse or partner were more likely than sole-parent rangatahi to live with more than one dependent child (46 and 40 percent, respectively).
- In Hawke's Bay, male and female rangatahi parents were as likely to be living in a family with one dependent child (59 and 57 percent, respectively). The proportion of male and female rangatahi parents living in larger families with four or more dependent children was the same (both 3 percent).
- Seventy-eight percent of Hawke's Bay rangatahi parents living with dependent children were female, a figure similar to the national trend for all rangatahi (77 percent).
- In Hawke's Bay, 18 percent of rangatahi parents living with dependent children were aged 15–19 years. As expected, younger rangatahi parents were more likely than their older counterparts to be living with only one child (figure 5).

Figure 4

Rangatahi Living with Dependent Children
Hawke's Bay Region
By parental status, 2001

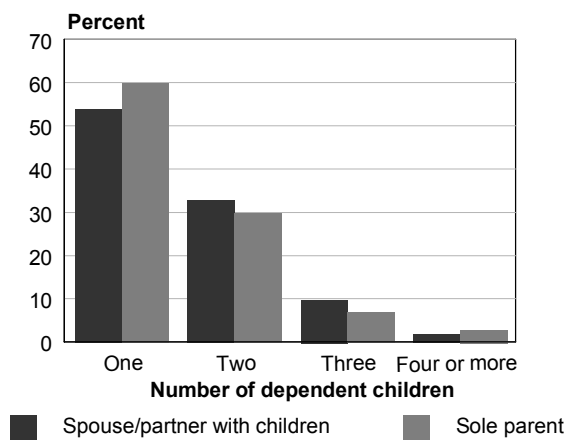
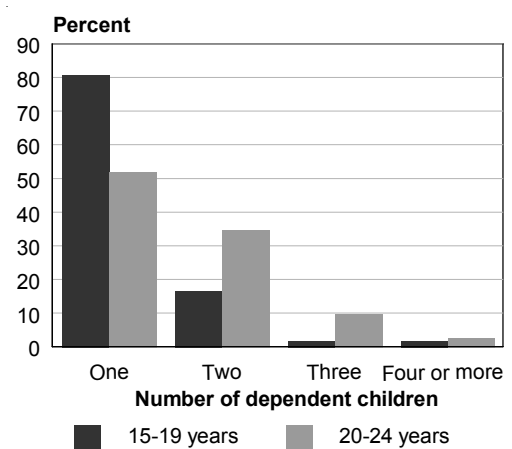


Figure 5

Rangatahi Living with Dependent Children
Hawke's Bay Region
By parental age, 2001



Tenure

- In 2001, 43 percent of Hawke's Bay rangatahi lived in homes that were owned (with or without a mortgage) by a member of the household. This was slightly higher than the national figure for all rangatahi (41 percent).
- The majority of rangatahi in each family role (with the exception of the child) lived in rental accommodation. Fifty-eight percent of rangatahi in the role of the child lived in homes that were owned (with or without a mortgage) by a member of the household. This was a result of the parents of these rangatahi being older and therefore in a better financial position than their children, or most rangatahi, to own their own home.
- Male rangatahi were more likely than female rangatahi to live in homes that were owned (with or without a mortgage) by a member of the household (47 and 39 percent, respectively). This is because male rangatahi were more likely to be in the role of the child, whereas female rangatahi were more likely to be in the role of sole parent, or living with their spouse/partner only, or with their spouse/partner and child(ren).

Crowding

- At the time of the 2001 Census, 31 percent of rangatahi living in Hawke's Bay were living in crowded households (see Glossary). This is higher than the national figure for all rangatahi (26 percent). Males and females showed an equal likelihood of living in crowded households.
- The proportion of Hawke's Bay rangatahi living in crowded households decreased with increasing age. Thirty-three percent of rangatahi aged 15–19 years lived in crowded households, compared with 29 percent of rangatahi aged 20–24 years.
- Hawke's Bay rangatahi who were sole parents were the group most likely to be living in crowded households (40 percent). They were likely to be living in multi-family households.
- Rangatahi living with a spouse or partner but without any children were the group least likely to be living in crowded households (13 percent).

Figure 6

Tenure of Dwelling for Rangatahi
Hawke's Bay Region
By family role, 2001

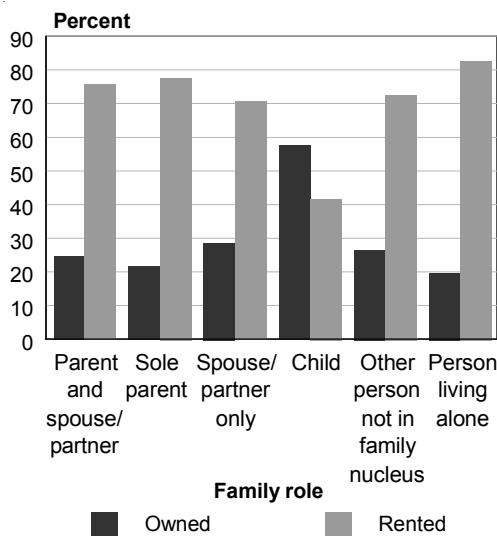
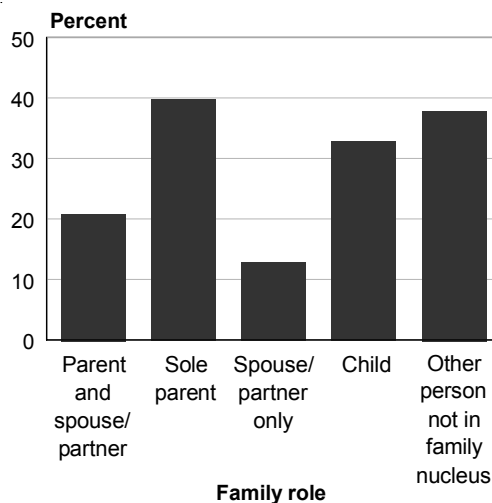


Figure 7

Rangatahi Living in Crowded Households⁽¹⁾
Hawke's Bay Region
By family role, 2001



(1) Since someone living alone cannot be considered to be living in a crowded household, this family role is not included in the graph.

- In almost all family roles, younger rangatahi were more likely to live in crowded conditions than older rangatahi. Hawke's Bay rangatahi in the role of the child were the only group for which older members were more likely to live in crowded households (figure 8).
- Male rangatahi in the role of the child accounted for 31 percent of Hawke's Bay rangatahi living in crowded households. The next largest group was females in the role of the child, accounting for 25 percent of Hawke's Bay rangatahi in crowded households.

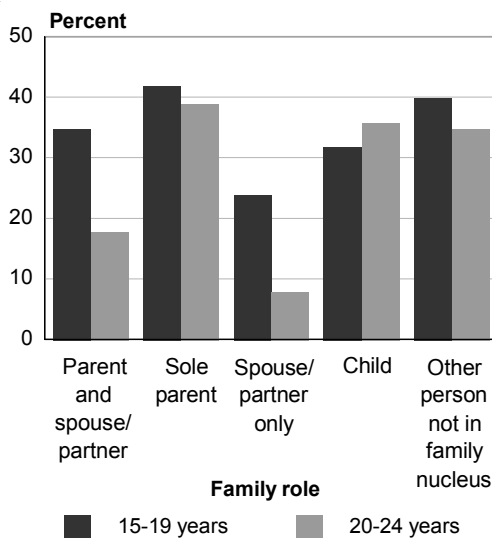
Mobility

- In the 2001 Census, individuals were asked for their usual address five years ago. This allows for the study of residential mobility between censuses.
- Early adulthood is often a time of residential change for young people. Individuals may move in the pursuit of work or study. The advent of parenthood may also prompt residential movement.

- In 2001, 82 percent of rangatahi had remained in Hawke's Bay since the 1996 Census. Thirty-eight percent of rangatahi were still living at the same residential address, while 44 percent had moved to a different address within the region. A further 18 percent of rangatahi moved to Hawke's Bay from a different region. The pattern of residential mobility for Hawke's Bay rangatahi closely matched the mobility of rangatahi nationally.
- In 2001, rangatahi in the role of the child were the most likely group to have lived at the same residential address for the previous five years (56 percent). A further 32 percent changed address but remained in the same region, while 12 percent had moved to Hawke's Bay from a different region, as shown in figure 9.
- Rangatahi parents (sole parent, or parent and spouse/partner) were likely to have remained in Hawke's Bay between censuses (81 and 77 percent, respectively). However, rangatahi sole parents were more likely to be living at the same residential address as five years ago than rangatahi who were a parent with a spouse or partner (21 and 10 percent, respectively).
- In 2001, rangatahi not living in a family nucleus and spouse/partner without children were the groups most likely to have moved to Hawke's Bay from a different region since the 1996 Census (both 29 percent). Rangatahi in the role of the child were the least likely to have done so (12 percent).

Figure 8

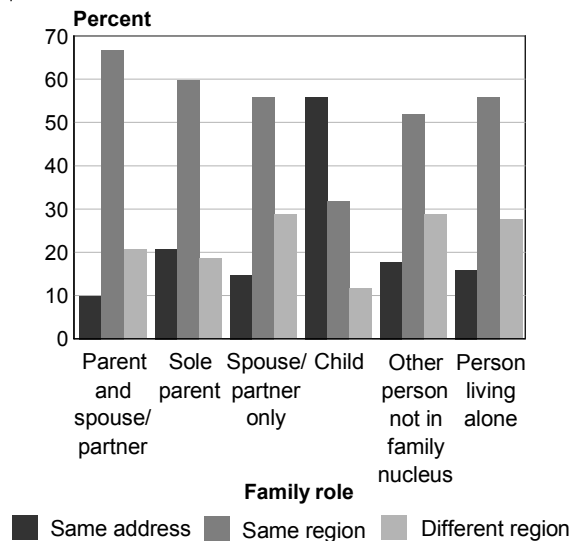
Rangatahi Living in Crowded Households⁽¹⁾
Hawke's Bay Region
 By age group and family role, 2001



(1) Since someone living alone cannot be considered to be living in a crowded household, this family role is not included in the graph.

Figure 9

Mobility of Rangatahi
Hawke's Bay Region
 By family role, 1996, 2001



Telecommunications Access

- In 2001, 86 percent of rangatahi in Hawke's Bay lived in households with access to a telephone. This was similar to the national figure for rangatahi (88 percent).
- The proportion of Hawke's Bay rangatahi living in households with access to the Internet was lower than the national figure for all rangatahi (21 and 26 percent, respectively).
- Rangatahi aged 15–19 years had a higher rate of Internet access than rangatahi aged 20–24 years (24 and 18 percent, respectively). The figures for rangatahi nationally showed a similar pattern, with 28 percent of rangatahi aged 15–19 years living in households with Internet access, compared with 24 percent of rangatahi aged 20–24 years.
- Rangatahi in the role of the child were the most likely to live in households with access to the Internet (26 percent). The least likely were sole parents (8 percent). This may be due to the lower earning potential of a one-parent family.
- In Hawke's Bay, rangatahi who lived alone were the most likely group to have no access to telecommunications (30 percent). This was slightly higher than the national figure for rangatahi living alone (27 percent).

Figure 10

Telecommunications Access for Rangatahi
By area, 2001

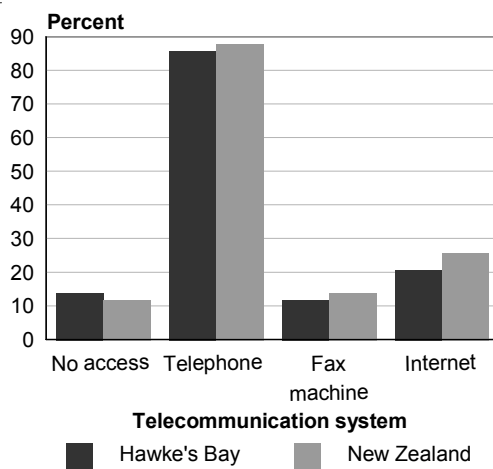
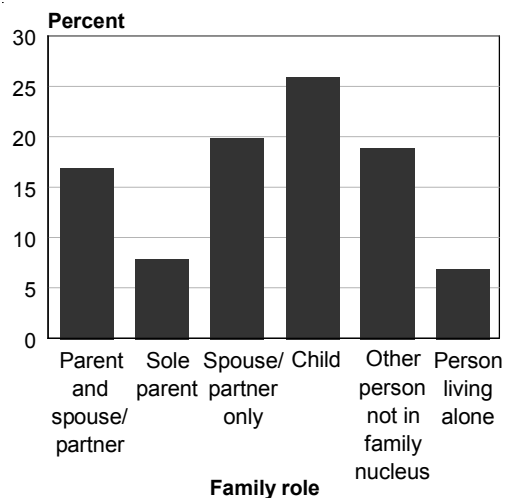


Figure 11

Internet Access for Rangatahi
Hawke's Bay Region
By family role, 2001



Motor Vehicle Access

- At the time of the 2001 Census, 86 percent of rangatahi in Hawke's Bay lived in households with access to at least one motor vehicle. This was similar to the national figure for all rangatahi (85 percent).
- Males were more likely than females to live in households with access to at least one motor vehicle (88 and 84 percent, respectively).
- Rangatahi living with their spouse or partner but without children were the group most likely to have access to at least one motor vehicle (92 percent). Rangatahi who lived alone had the lowest rate of motor vehicle access (62 percent).
- As figure 12 shows, Hawke's Bay rangatahi had a similar rate of access to motor vehicles as rangatahi nationally, in all family roles except the role of sole parent.

Knowledge of Iwi

- The data presented in this section exclude a small number of rangatahi who provided a legitimate iwi response but did not indicate they were of Māori descent.
- Eighty-eight percent of rangatahi in Hawke's Bay knew their iwi at the time of the 2001 Census, similar to the national figure for rangatahi (87 percent).
- Rangatahi who were sole parents were the most likely to know their iwi (91 percent). Hawke's Bay rangatahi in the role of the parent with spouse/partner were the least likely (79 percent).
- Hawke's Bay rangatahi aged 15–19 years were equally likely as rangatahi aged 20–24 years to know their iwi (both 88 percent).
- In Hawke's Bay, female and male rangatahi had similar knowledge of their iwi (89 and 87 percent, respectively). As shown in figure 13, this was the case for each family role except rangatahi living alone. This difference in iwi knowledge between the sexes was reflected in the national figures for female and male rangatahi (89 and 85 percent, respectively).

Figure 12

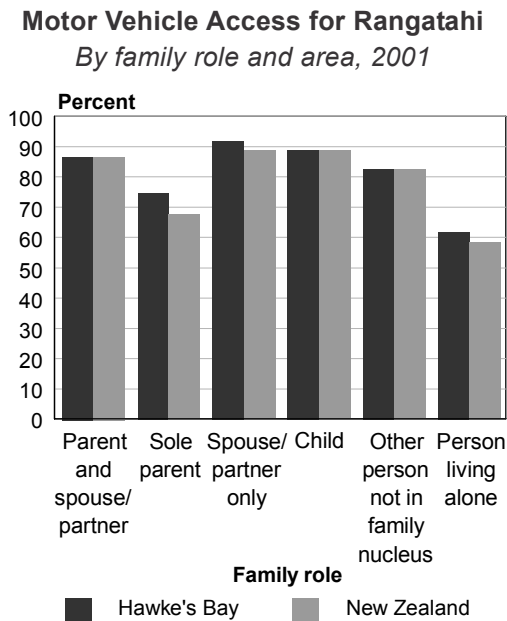
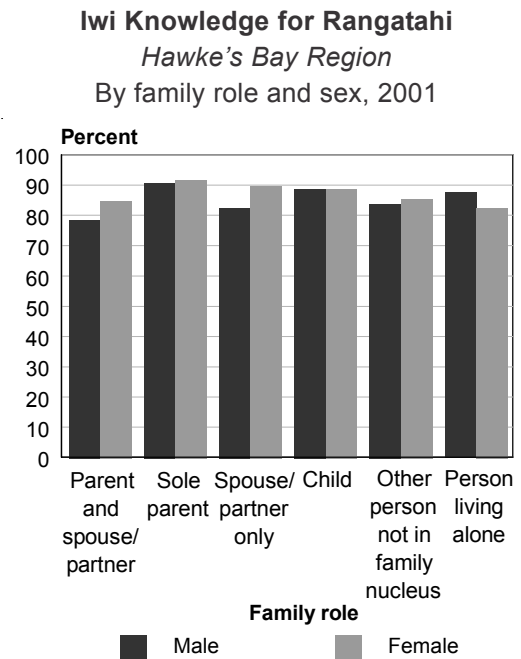


Figure 13



Te Reo Māori Speakers

- In 2001, 25 percent of rangatahi in Hawke's Bay could hold a conversation about everyday things in te reo Māori, a figure similar to rangatahi nationally (24 percent).
- In Hawke's Bay, rangatahi living as a parent and spouse/partner were the group most likely to be able to speak te reo Māori (27 percent). For rangatahi nationally, those living with others but not in a family nucleus were most likely to be able to speak te reo Māori (26 percent).
- Hawke's Bay rangatahi living alone recorded the lowest rate of speaking te reo Māori (18 percent). This figure was lower than for rangatahi in this role nationally (25 percent).
- Female rangatahi in Hawke's Bay were more able to speak te reo Māori than their male counterparts (28 and 22 percent, respectively). This was also the case for rangatahi nationally, with 25 percent of females and 22 percent of males able to hold an everyday conversation in te reo Māori.

Education

- At the time of the 2001 Census, 57 percent of rangatahi in Hawke's Bay held a formal qualification. This was lower than for rangatahi nationally (62 percent).
- Hawke's Bay rangatahi were most likely to have a secondary school qualification as their highest educational attainment (44 percent), followed by a vocational qualification (12 percent). Only 1 percent had a bachelor's degree or higher as their highest educational attainment. This is a likely result of rangatahi being a young age group. As figure 15 shows, the figures for rangatahi nationally followed a similar distribution.

Figure 14

Rangatahi Te Reo Māori Speakers
Hawke's Bay Region
By family role, 2001

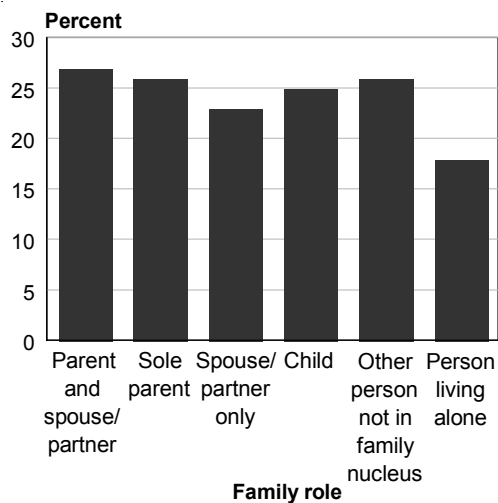
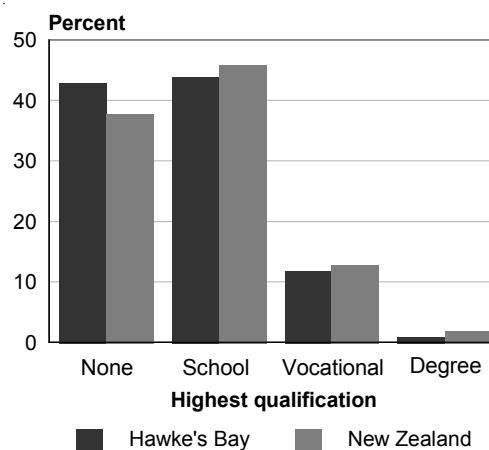


Figure 15

Highest Qualification of Rangatahi
By area, 2001



- In Hawke's Bay, female rangatahi were more likely than male rangatahi to hold a formal qualification (62 and 51 percent, respectively). As figure 16 shows, female rangatahi were more likely than male rangatahi to hold a qualification in each qualification type except for a degree or higher. This was also the trend for rangatahi nationally.
- Female rangatahi were more likely than male rangatahi to be enrolled in some form of study. Twenty-seven percent of females were enrolled in full-time study, compared with 22 percent of males. There was a similar pattern for rangatahi studying part-time, with 10 percent of females enrolled in part-time study, compared with 8 percent of males.
- Hawke's Bay rangatahi were slightly less likely than rangatahi nationally to be enrolled in full-time study (22 and 25 percent, respectively). The proportions enrolled in part-time study were similar (8 and 9 percent, respectively).
- As figure 17 shows, rangatahi in the role of the child were the most likely to be studying. Thirty percent were enrolled in full-time study and 9 percent in part-time study. Rangatahi who were both a parent and a partner were slightly more likely to be enrolled in full-time rather than part-time study (6 and 3 percent, respectively). Sole parents were more likely to be enrolled in full-time study than in part-time study (13 and 7 percent, respectively).

Figure 16

Highest Qualification of Rangatahi
Hawke's Bay Region
By sex, 2001

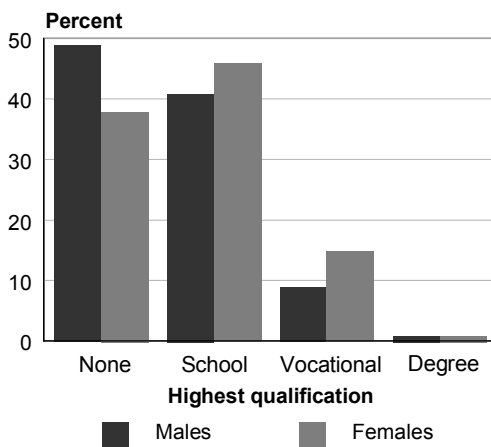
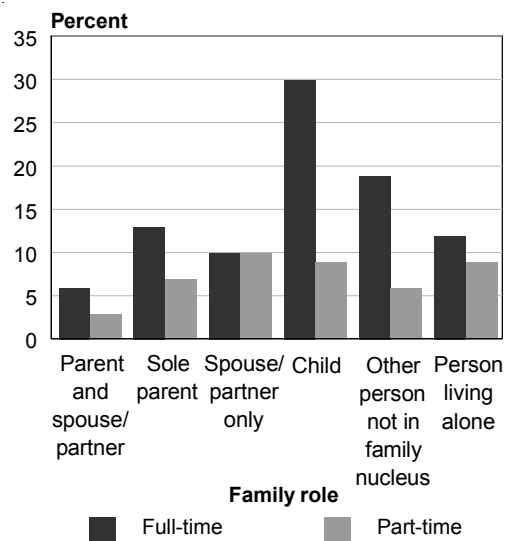


Figure 17

Rangatahi Enrolled in Study
Hawke's Bay Region
By family role, 2001



- At the time of the 2001 Census, 38 percent of Hawke's Bay rangatahi participating in either full- or part-time study were also engaged in the workforce. Twelve percent of rangatahi who were studying were engaged in full-time employment, while 26 percent were in part-time employment.
- Twenty-seven percent of rangatahi studying full-time were also working part-time. A further 9 percent were engaged in full-time employment (figure 18).

Employment

- At the time of the 2001 Census, 46 percent of rangatahi in Hawke's Bay were employed in either full- or part-time work. This was similar to the employment rate for rangatahi nationally (47 percent).
- Those living with a spouse/partner without children were the most likely to be employed (73 percent). Persons living alone were most likely to be unemployed (24 percent). Only 42 percent of sole parents participated in the labour force, due to their childcare responsibilities.
- In Hawke's Bay, 55 percent of older rangatahi (20–24 years) were employed, compared with 40 percent of younger rangatahi (15–19 years). Younger rangatahi were as likely to be unemployed as older rangatahi (19 and 17 percent, respectively). Forty-two percent of younger rangatahi did not participate in the labour force, compared with 28 percent of older rangatahi. The reason for this difference is that younger rangatahi were more likely to be participating in study.

Figure 18

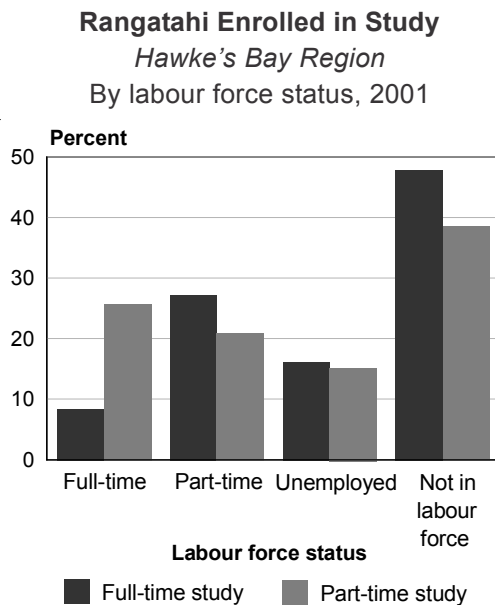
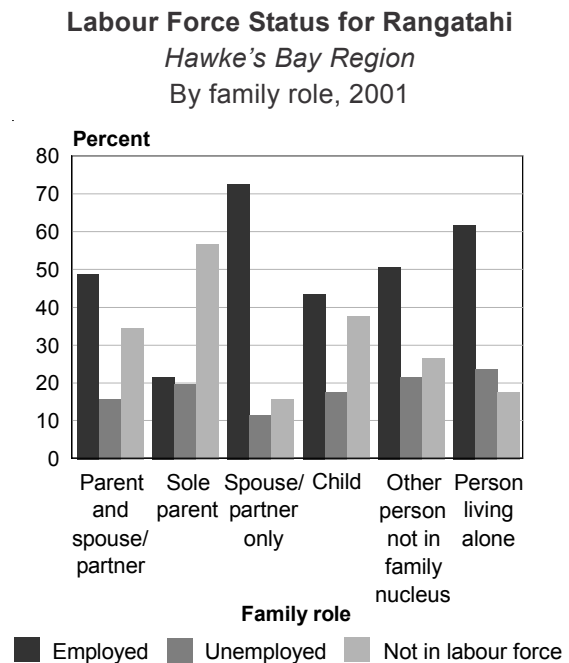


Figure 19



- Hawke's Bay male rangatahi were more likely to be employed than female rangatahi (54 and 39 percent, respectively).
- The proportions of male and female rangatahi who were unemployed were similar (17 and 19 percent, respectively), however, 41 percent of female rangatahi did not participate in the labour force, compared with 29 percent of males.
- As figure 20 shows, male rangatahi living with children were far more likely to be employed than their female counterparts. The reason for the large differences could be that female rangatahi in these roles dedicated more of their time to child-rearing than their male equivalents.
- Thirty-one percent of Hawke's Bay rangatahi were employed full-time, the same figure as for rangatahi nationally. In Hawke's Bay, 41 percent of male rangatahi were employed full-time, compared with 21 percent of female rangatahi.
- The presence of children was very influential for the full-time employment rates of rangatahi living with a spouse/partner. Fifty-three percent of females living with their spouse/partner but without children were employed full-time. This was a much higher proportion than for female rangatahi living with their spouse/partner and children, and employed full-time (21 percent). Almost three-quarters of male rangatahi living with their spouse/partner only were employed full-time, compared with 63 percent of male rangatahi in the role of the parent and spouse.
- Sixteen percent of Hawke's Bay rangatahi were employed part-time, which was the same for rangatahi nationally. Eighteen percent of female rangatahi were employed part-time, compared with 13 percent of male rangatahi. For all family roles, female rangatahi were more likely to be employed part-time than male rangatahi.
- The most common occupation for female rangatahi in Hawke's Bay (34 percent) and for female rangatahi nationally (39 percent) was service and sales worker. The most common occupation for male rangatahi in Hawke's Bay was agriculture and fishery service worker and plant and machine operator and assembler worker (both 27 percent).
- In the four weeks leading up to the 2001 Census, 90 percent of Hawke's Bay rangatahi had participated in unpaid work. Female rangatahi were more likely than male rangatahi to have participated in unpaid work, regardless of the type of work (figure 21).

Figure 20

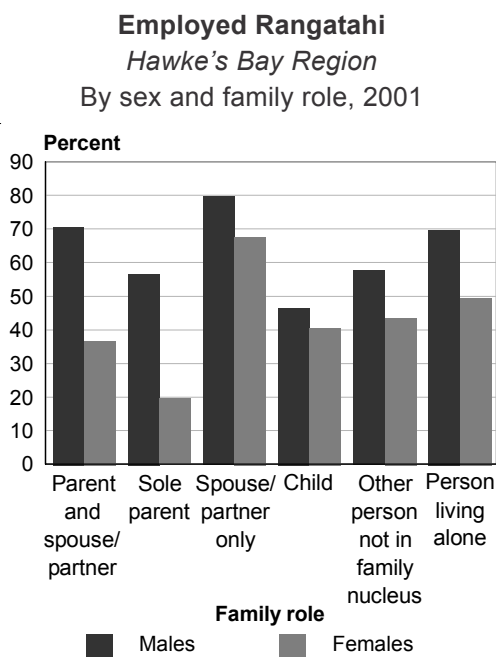
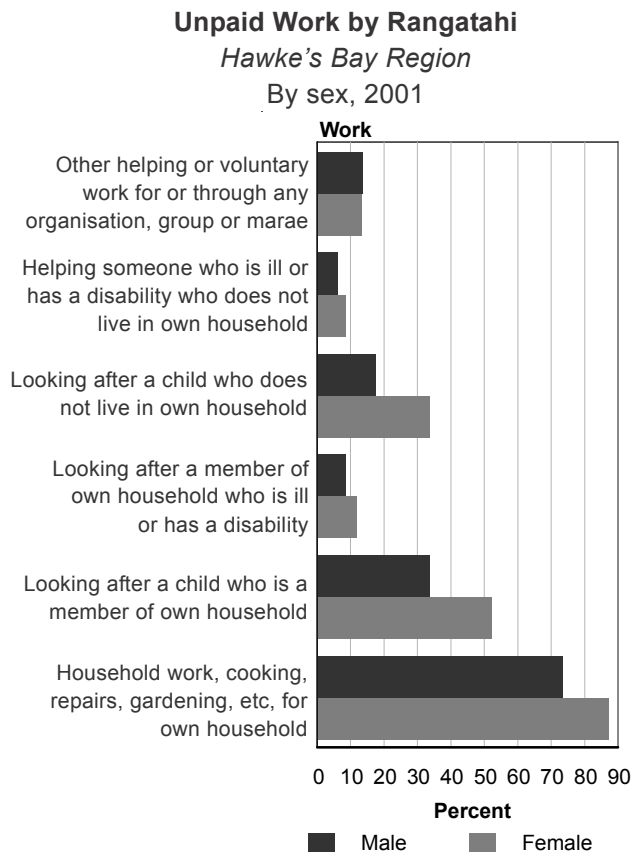


Figure 21



Income

- In 2001, the median annual household income for households in Hawke's Bay containing rangatahi was \$37,200. This was \$6,900 lower than for rangatahi nationally.
- As shown in figure 22, Hawke's Bay rangatahi lived in households where the median household income was lower than for rangatahi nationally, in each family role.
- Hawke's Bay rangatahi in the role of the child lived in households that received the highest median household income (\$44,000). Rangatahi living alone in Hawke's Bay received the lowest household income (\$7,500). This figure was \$5,400 lower than for all rangatahi living alone (\$12,900).
- In Hawke's Bay, male rangatahi lived in households that received higher median household incomes than their female counterparts (\$40,800 and \$34,600 per annum, respectively). This reflects the greater proportion of females participating in education and parenting rather than in the labour force.
- In 2001, individuals aged 15 years and over were asked to list all the ways they received income in the 12 months preceding the census. All sources of income for each household member are considered in this report.
- The most common source of income for households containing rangatahi was wages and salaries. Hawke's Bay rangatahi had a similar likelihood of receiving household income from this source than rangatahi nationally (83 and 84 percent, respectively).
- Hawke's Bay rangatahi were more likely to live in households that received income from government benefits than rangatahi nationally (71 and 64 percent, respectively).
- Rangatahi living in Hawke's Bay were less likely to live in households that received household income from self-employment than rangatahi nationally (10 and 14 percent, respectively).
- Sixty-four percent of Hawke's Bay rangatahi lived in households receiving their sole source of income from wages and salaries, compared with 69 percent of rangatahi nationally. A further 33 percent of rangatahi received their sole household income from government benefits, a higher figure than for rangatahi nationally (28 percent).
- Hawke's Bay rangatahi in the role of the spouse/partner only were the group most likely to live in households that received income from wages and salaries (97 percent).
- Government benefits were a common source of household income for rangatahi in the role of the sole parent. Ninety-six percent of sole-parent rangatahi living in Hawke's Bay received income from this source.

Figure 22

Median Household Income of Rangatahi
By family role and area, 2001

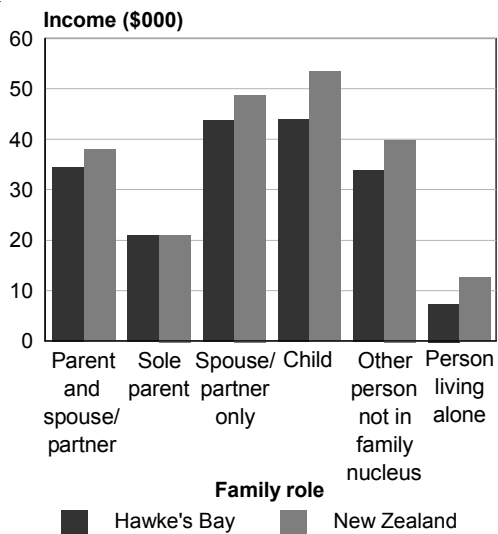
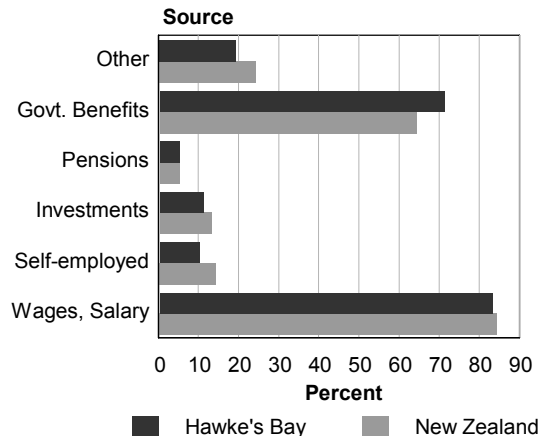


Figure 23

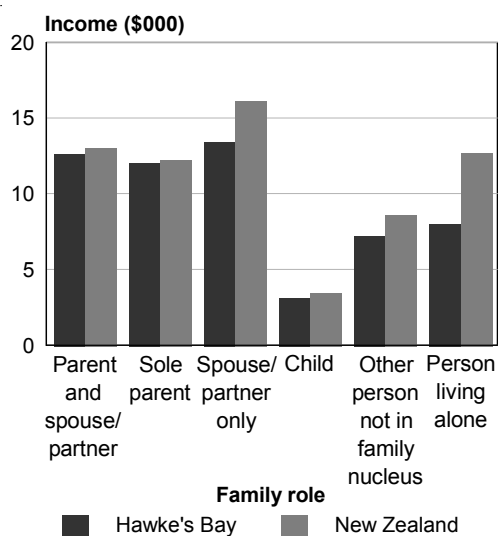
Sources of Household Income for Rangatahi
By area, 2001



- Female rangatahi were more likely than males to live in households receiving income from government benefits (75 and 67 percent, respectively). This may reflect the larger number of sole-parent mothers requiring government assistance. Male rangatahi were more likely to live in households receiving income from wages and salaries than their female counterparts (86 and 80 percent, respectively).
- In 2001, the median personal income for Hawke's Bay rangatahi was \$6,000, compared with \$7,300 for rangatahi nationally.
- As shown in figure 24, Hawke's Bay rangatahi received lower median personal incomes than rangatahi nationally, in each family role.
- Female rangatahi living in Hawke's Bay received higher personal incomes than their male counterparts (\$6,100 and \$5,800, respectively).
- Wages and salaries was the largest source of personal income for Hawke's Bay rangatahi (70 percent), similar to the figure for rangatahi nationally (71 percent). Government benefits were the next largest source. Fifty-one percent of rangatahi received personal income from government benefits, higher than rangatahi nationally (45 percent).

Figure 24

Median Personal Income for Rangatahi
By family role and area, 2001



Glossary

Canadian National Occupancy Standard

The Canadian National Occupancy Standard sets the bedroom requirements of a household according to the following composition criteria:

- There should be no more than two people per bedroom.
- Parents or couples share a bedroom.
- Children under five years, either of same or opposite sex, may reasonably share a bedroom.
- Children under 18 years of the same sex may reasonably share a bedroom.
- A child aged five to 17 years should not share a bedroom with one under five and of the opposite sex.
- Single adults 18 years and over, or any unpaired children, require a separate bedroom.

Child in a family nucleus

- To be a 'child in a family nucleus' a person must have usual residence with at least one parent, and have no partner or child(ren) of their own living in the same household. Note that 'child(ren) in a family nucleus' can be a person of any age. Refer also to 'parent'.

Child(ren) in a family nucleus are divided into two sub-groups: 'dependent child(ren)' and 'adult child(ren)'.

Crowding

Crowding is a theoretical concept about the acceptable number of people per household. Crowding generally refers to people's psychological response to density, that is, to their feelings of being crowded, having a lack of privacy or an increase in unwanted interactions or psychological distress. Crowding in households relates to situations where the number of people residing in a household exceeds the ability of the dwelling to provide adequate shelter and services to its members. In this report a household is deemed crowded if the dwelling the household resides in requires one or more extra bedrooms, according to the Canadian National Occupancy Standard. (See above.)

Dependent children

A 'child in a family nucleus' who is aged less than 18 years and who is not employed full-time. Refer also to 'child in family nucleus' and 'employed – full-time'.

Employed

A person is employed if they are in the working-age population (aged 15 years and over) and during the week ended 4 March 2001, they:

- worked for one hour or more for pay or profit in the context of an employee/employer relationship or self-employment

- worked without pay for one hour or more in work that contributed directly to the operation of a farm, business or professional practice owned or operated by a relative
 - had a job but were not at work due to:
 - own illness or injury
 - personal or family responsibilities
 - bad weather or mechanical breakdown
 - direct involvement in industrial dispute
 - leave or holiday.

Full-time: People who are employed full-time usually work 30 or more hours per week.

Part-time: People who are employed part-time usually work fewer than 30 hours per week.

Family nucleus

A couple with or without child(ren), or one parent and their child(ren). The children do not have partners or children of their own living in the same household.

Family type

The derived variable that classifies family nuclei according to the presence or absence of couples, parents and children.

Household

A household is either one person who usually resides alone, or two or more people who usually reside together and share facilities (such as a living area and eating, cooking, bathroom and toilet facilities).

Household composition

The derived variable that classifies households according to the presence, number, and type of family nuclei, and the presence of related and unrelated people.

Labour force

The labour force consists of members of the working-age population (people aged 15 years and over) who during the week ended 4 March 2001 were classified as 'employed' or 'unemployed'.

Multi-family household

A multi-family household is two or more family nuclei who usually reside together in the same dwelling.

Parent

The mother, father (natural, step, adopted or foster), or 'person in a parent role' of a 'child in a family nucleus'.

Sole parent

A sole parent is the parent in a one-parent family.

Study status

Study status information was gathered from unpaid activities data in the 2001 Census. Respondents were asked to identify from a list which unpaid activities they had done in the past four weeks. For the purposes of this report full-time study and part-time study were defined as follows:

Full-time study: attending or studying for 20 hours or more per week at school or any other place.

Part-time study: attending or studying for less than 20 hours per week at school or any other place.

A small number of people reported studying both full- and part-time within the four- week period. Therefore the total number of responses will be greater than the total number of people.

www.stats.govt.nz

Information Centre

Email: info@stats.govt.nz

Phone: 0508 525 525 toll free

Auckland

Private Bag 92003

Phone: 09 920 9100

Fax: 09 920 9198

Wellington

PO Box 2922

Phone: 04 931 4600

Fax: 04 931 4610

Christchurch

Private Bag 4741

Phone: 03 964 8700

Fax: 03 964 8964

