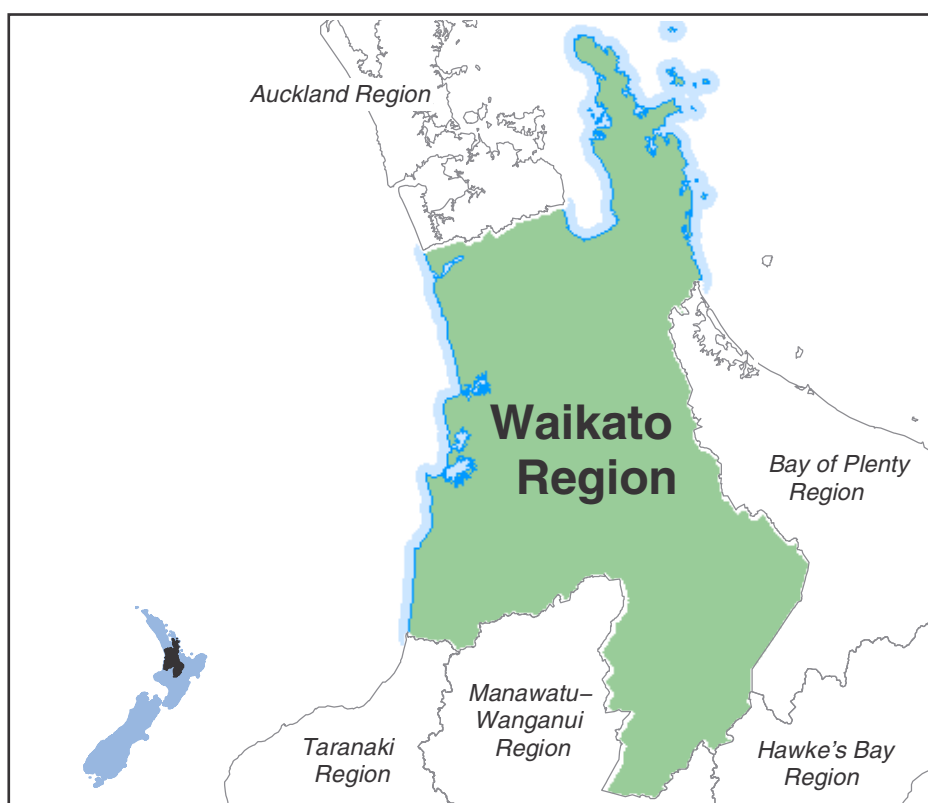


Rangatahi

Waikato Region



Regional Rangatahi 2001

Introduction

This publication is part of a series of regional reports which look at the young Māori population in the context of the households and families in which they live. Information is based on the 2001 Census of Population and Dwellings. The reports are in two major life stages: children, or tamariki (0–14 years), and youth, or rangatahi (15–24 years).

In these reports, rangatahi refers to young adults aged 15–24 years who recorded Māori ethnicity on their individual census form. This includes those who provided an ethnicity in addition to Māori.

The Māori population has a young age structure. In 2001, the median age for Māori was 21.9 years

compared with 34.8 years for the total population. In 2001, rangatahi made up 19 percent (81,063) of all young adults aged 15–24 years in New Zealand.

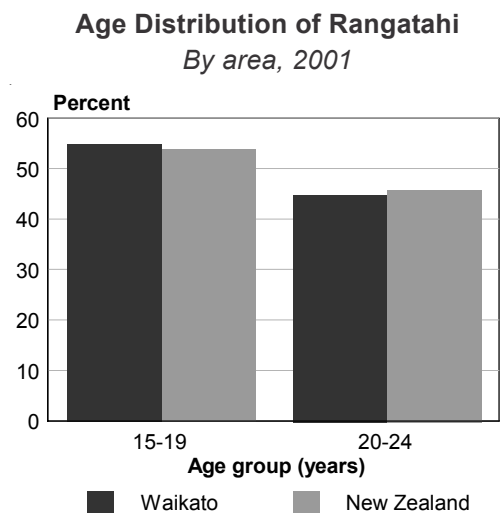
This report focuses on rangatahi living in the Waikato Regional Council area, which is made up of the following territorial authorities: Franklin District, Hamilton City, Hauraki District, Matamata-Piako District, Otorohanga District, Rotorua District, South Waikato District, Taupo District, Thames-Coromandel District, Waikato District, Waipa District and the Waitomo District.

Waikato contained a reasonably high proportion of the total New Zealand Māori population, including 14 percent of all rangatahi.

Summary for the Waikato Region

- Twenty-seven percent (11,424) of all young adults in Waikato were rangatahi.
- Seventeen percent of the Māori ethnic group in Waikato were rangatahi, the same as the national average (17 percent).
- The age distribution of Waikato rangatahi matched the age patterns of rangatahi nationally, the proportion of the population decreasing with the increasing age of the young adults (figure 1).
- For Waikato rangatahi, 46 percent were living with their parents as a child, 9 percent were sole parents, and 9 percent were parents with a partner.
- Female rangatahi living in Waikato were far more likely than male rangatahi to be sole parents (93 percent).
- A large proportion of Waikato rangatahi lived in households with four or more usual residents aged 15 years and over (36 percent). Five percent lived in households as the sole resident aged 15 years and over.
- The majority of Waikato rangatahi parents with dependent children (under 15 years) were living with only one child (57 percent).
- Thirty-nine percent of Waikato rangatahi lived in homes that were owned, with or without a mortgage, by a member of the household.
- For Waikato rangatahi, 26 percent were living in crowded households at the time of the 2001 Census, the same as the national figure for all rangatahi.
- In 2001, 32 percent of rangatahi were still living at the same address as five years earlier. Forty-six percent of rangatahi had moved to a different address within Waikato, and 22 percent had moved to Waikato from a different region.
- Eighty-six percent of rangatahi in Waikato lived in homes with access to a telephone.
- Eighty-five percent of Waikato rangatahi lived in households with access to at least one motor vehicle.
- Eighty-seven percent of Waikato rangatahi knew their iwi at the time of the 2001 Census, the same as rangatahi nationally (87 percent).
- In 2001, 26 percent of Waikato rangatahi could hold a conversation about everyday things in te reo Māori, a similar figure as rangatahi nationally (24 percent).
- Sixty-one percent of Waikato rangatahi held a formal qualification, similar to the figure for rangatahi nationally (62 percent).
- Thirty-seven percent of Waikato rangatahi participating in either full- or part-time study were also engaged in the workforce.
- In 2001, 45 percent of Waikato rangatahi were employed in either full- or part-time work.
- The median annual household income for households in Waikato containing rangatahi was \$40,600. This was \$3,500 higher than for rangatahi nationally.

Figure 1



Family Role

- Members of the dynamic 15–24 years age group occupy a variety of family roles. They can be a child living with their parents or parents themselves. They can be living as a couple, a young adult flatting with others or living alone.
- In 2001, 46 percent of rangatahi in Waikato were living with their parents in the role of the child, lower than the national average (50 percent).
- The role in the family nucleus for Waikato rangatahi changed with increasing age. The majority of Waikato rangatahi aged 15–19 years were in the role of the child (66 percent), a figure which decreased to 22 percent for those aged 20–24 years.
- Nine percent of Waikato rangatahi were in the role of sole parent, the same as those recorded as parents with a partner. Of the sole parents, 93 percent were female.
- In 2001, a large proportion of Waikato rangatahi lived in households with four or more usual residents aged 15 years and over (36 percent), similar to rangatahi nationally (37 percent).
- Five percent of Waikato rangatahi lived in households as the sole resident aged 15 years and over (figure 2).
- Female rangatahi in Waikato were more likely than their male counterparts to live in households as the sole resident aged 15 years and over (7 and 3 percent, respectively). This difference may be partly attributable to the large number of female sole parents living with dependent children.
- Male rangatahi living in Waikato were more likely than female rangatahi to live in households containing four or more usual residents aged 15 years and over (39 and 34 percent, respectively).
- Younger rangatahi in Waikato were more likely to live in large households than older rangatahi (figure 3). Forty-two percent of those aged 15–19 years were living in households with four or more usual residents aged 15 years and over compared with 29 percent of rangatahi aged 20–24 years.

Number of Usual Residents Aged 15 Years and Over

- This section investigates the living arrangements for rangatahi. Only individuals aged 15 years and over are considered. Dependent children, and other residents aged under 15 years, are therefore excluded.
- Two percent of rangatahi aged 15–19 years lived in households as the sole occupant aged 15 years and over compared with 10 percent of rangatahi aged 20–24 years (figure 3).

Figure 2

Number of Usual Residents in Households Containing Rangatahi
By area, 2001

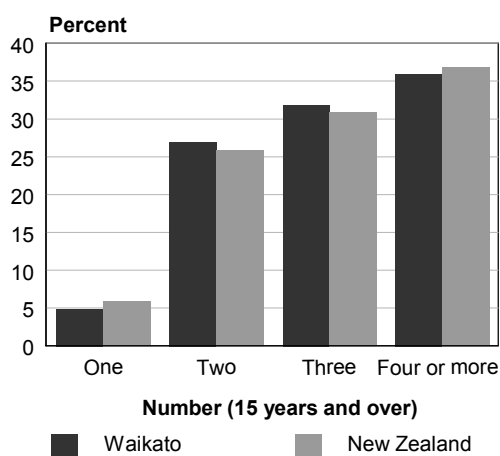
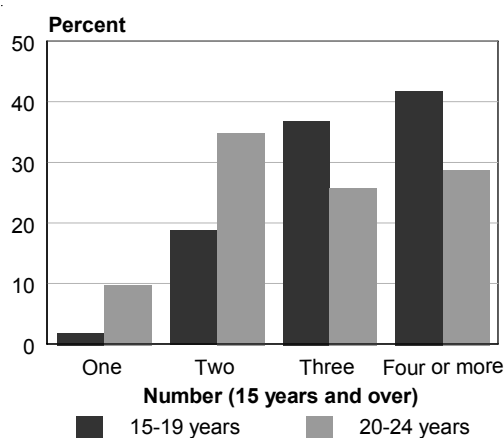


Figure 3

Number of Usual Residents in Households Containing Rangatahi
Waikato Region
By age, 2001



Rangatahi with Dependent Children

- This section investigates the number of rangatahi parents (sole or parent with a spouse or partner) living with dependent children (aged under 15 years). This group constitutes 18 percent of all Waikato rangatahi. Rangatahi in non-parental roles are excluded.
- In 2001, the majority of Waikato rangatahi parents with dependent children were living with only one child (57 percent), slightly lower than rangatahi nationally (60 percent).
- As figure 4 shows, Waikato rangatahi who were sole parents were more likely than parents with a spouse or partner to live in a family with only one dependent child (59 and 54 percent, respectively).
- Parents with a spouse or partner were more likely than sole-parent rangatahi to live with more than one dependent child (45 and 41 percent, respectively).
- In Waikato, male and female rangatahi parents had a similar likelihood of living in a family with one dependent child (58 and 57 percent, respectively). The proportion of male and female rangatahi parents living in larger families with four or more dependent children was also similar (5 and 3 percent, respectively).
- Seventy-four percent of Waikato rangatahi parents living with dependent children were female, a figure slightly below the national trend for all rangatahi (77 percent).
- In Waikato, 15 percent of rangatahi parents living with dependent children were aged 15–19 years and 84 percent were aged 20–24 years. As expected, younger rangatahi parents were more likely than their older counterparts to be living with only one child (figure 5).

Figure 4

Rangatahi Living with Dependent Children
Waikato Region
 By parental status, 2001

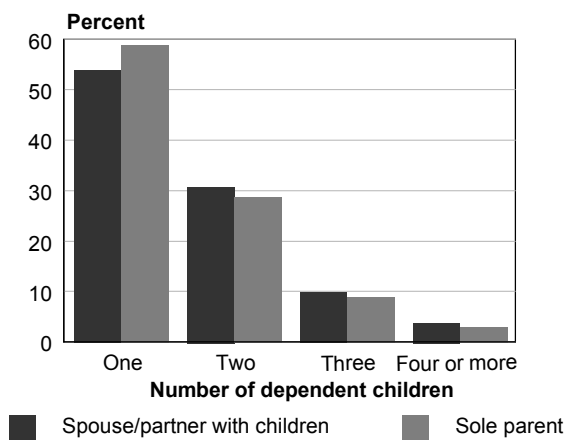
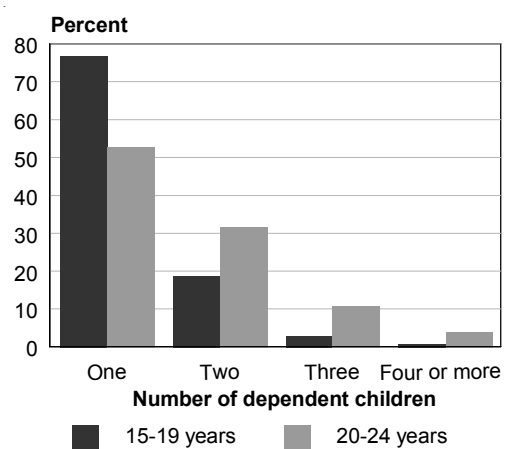


Figure 5

Rangatahi Living with Dependent Children
Waikato Region
 By parental age, 2001



Tenure

- In 2001, 39 percent of Waikato rangatahi lived in homes that were owned (with or without a mortgage) by a member of the household. This was similar to the national figure for all rangatahi (41 percent).
- The majority of rangatahi in each family role (with the exception of the child) lived in rental accommodation. Fifty-six percent of rangatahi in the role of the child lived in homes that were owned (with or without a mortgage) by a member of the household. This was a result of the parents of these rangatahi being older and therefore in a better financial position than their children, or most rangatahi, to own their own home.
- Male rangatahi were more likely than female rangatahi to live in homes that were owned (with or without a mortgage) by a member of the household (42 and 36 percent, respectively). This is because male rangatahi were more likely to be in the role of the child, whereas female rangatahi were more likely to be in the role of sole parent, or living with their spouse/partner only, or with their spouse/partner and child(ren).

Crowding

- At the time of the 2001 Census, 26 percent of rangatahi living in Waikato were living in crowded households (see Glossary). This is the same as the national figure for all rangatahi (26 percent). Males and females showed an equal likelihood of living in crowded households.
- The proportion of Waikato rangatahi living in crowded households decreased with increasing age. Twenty-eight percent of rangatahi aged 15–19 years lived in crowded households, compared with 24 percent of rangatahi aged 20–24 years.
- Waikato rangatahi who were sole parents were the group most likely to be living in crowded households (38 percent). They were likely to be living in multi-family households.
- Rangatahi living with a spouse or partner but without any children were the group least likely to be living in crowded households (7 percent).

Figure 6

Tenure of Dwelling for Rangatahi

Waikato Region
By family role, 2001

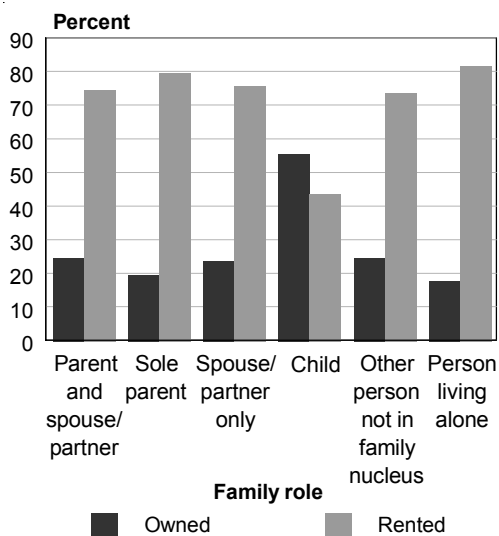
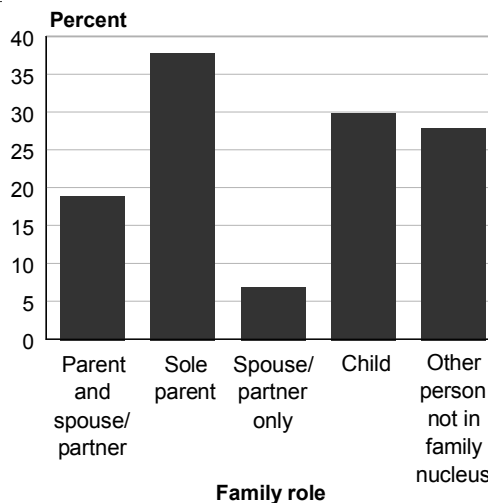


Figure 7

Rangatahi Living in Crowded Households⁽¹⁾

Waikato Region
By family role, 2001



(1) Since someone living alone cannot be considered to be living in a crowded household, this family role is not included in the graph.

- For Waikato rangatahi in the roles of the parent and spouse/partner and spouse/partner only, the 15–19 year age group was more likely to live in crowded households (figure 8).
- Male rangatahi in the role of the child accounted for 29 percent of Waikato rangatahi living in crowded households. The next largest group was females in the role of the child, accounting for 24 percent of Waikato rangatahi in crowded households.

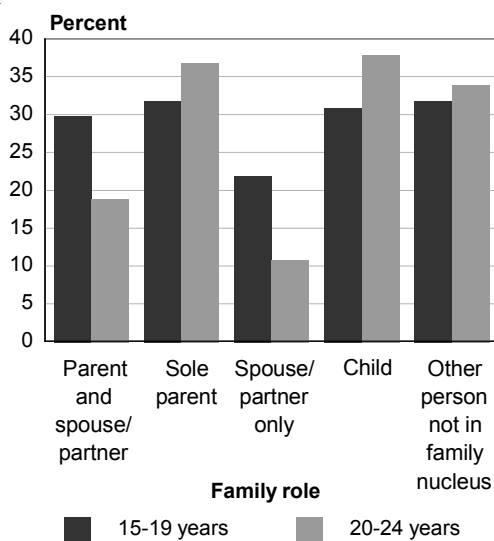
Mobility

- In the 2001 Census, individuals were asked for their usual address five years ago. This allows for the study of residential mobility between censuses.
- Early adulthood is often a time of residential change for young people. Individuals may move in the pursuit of work or study. The advent of parenthood may also prompt residential movement.

- In 2001, 78 percent of rangatahi had remained in Waikato since the 1996 Census. Thirty-two percent of rangatahi were still living at the same residential address, while 46 percent had moved to a different address within the region. A further 22 percent of rangatahi moved to Waikato from a different region. The pattern of residential mobility for Waikato rangatahi closely matched the mobility of rangatahi nationally.
- In 2001, rangatahi in the role of the child were the group most likely to have lived at the same residential address for the previous five years (52 percent). A further 35 percent changed address but remained in the same region, while 13 percent had moved to Waikato from a different region, as shown in figure 9.
- Rangatahi parents (sole parent, or parent and spouse/partner) were likely to have remained in Waikato between censuses (78 and 75 percent, respectively). However, rangatahi sole parents were more likely to be living at the same residential address as five years ago than rangatahi who were a parent with a spouse or partner (20 and 11 percent, respectively).
- In 2001, rangatahi not living in a family nucleus were the group most likely to have moved to Waikato from a different region since the 1996 Census (36 percent). Rangatahi in the role of the child were the least likely to have done so (13 percent).

Figure 8

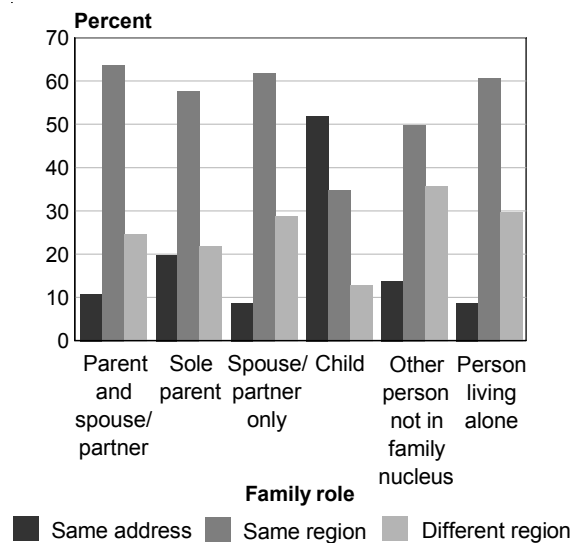
Rangatahi Living in Crowded Households⁽¹⁾
 Waikato Region
 By age group and family role, 2001



(1) Since someone living alone cannot be considered to be living in a crowded household, this family role is not included in the graph.

Figure 9

Mobility of Rangatahi
 Waikato Region
 By family role, 1996, 2001



Telecommunications Access

- In 2001, 86 percent of rangatahi in Waikato lived in households with access to a telephone. This was similar to the national figure for rangatahi (88 percent).
- The proportion of Waikato rangatahi living in households with access to the Internet was lower than the national figure for all rangatahi (22 and 26 percent, respectively).
- Rangatahi aged 15–19 years had a slightly higher rate of Internet access than rangatahi aged 20–24 years (24 and 21 percent, respectively). The figures for rangatahi nationally showed a similar pattern, with 28 percent of rangatahi aged 15–19 years living in households with Internet access, compared with 24 percent of rangatahi aged 20–24 years.
- Rangatahi in the role of the child were the most likely to live in households with access to the Internet (27 percent). A person living alone was the least likely (8 percent).
- In Waikato, rangatahi who lived alone were the group most likely to have no access to telecommunications (29 percent). This was similar to the national figure for rangatahi (27 percent).

Figure 10

Telecommunications Access for Rangatahi
By area, 2001

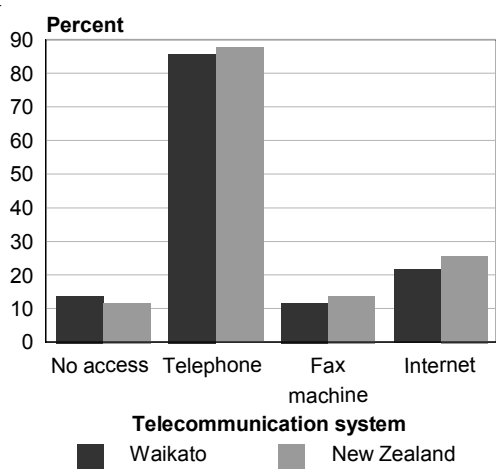
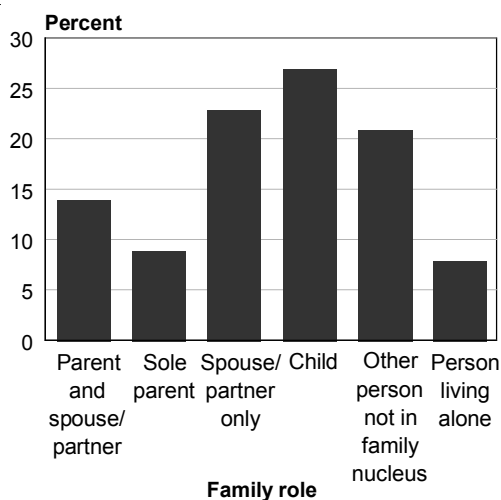


Figure 11

Internet Access for Rangatahi
Waikato Region
By family role, 2001



Motor Vehicle Access

- At the time of the 2001 Census, 85 percent of rangatahi in Waikato lived in households with access to at least one motor vehicle. This was the same as the national figure for all rangatahi.
- Males were more likely than females to live in households with access to at least one motor vehicle (87 and 83 percent, respectively).
- Rangatahi in the role of the child and those living with their spouse or partner but without children were the groups most likely to have access to at least one motor vehicle (both 89 percent). Rangatahi who lived alone had the lowest rate of motor vehicle access (59 percent).
- As figure 12 shows, Waikato rangatahi had similar rates of access to motor vehicles as rangatahi nationally, in all family roles.

Knowledge of Iwi

- The data presented in this section exclude a small number of rangatahi who provided a legitimate iwi response but did not indicate they were of Māori descent.
- Eighty-seven percent of rangatahi in Waikato knew their iwi at the time of the 2001 Census, identical to the national figure for rangatahi (87 percent).
- Rangatahi in the role of the child were the most likely to know their iwi (89 percent). Waikato rangatahi living alone were the least likely (83 percent), similar to the figure for rangatahi nationally.
- Waikato rangatahi aged 15–19 years were just as likely as rangatahi aged 20–24 years to know their iwi (both 87 percent). There was little variation in knowledge of iwi between family roles in both age groups.
- In Waikato, female rangatahi were more likely to have knowledge of their iwi than were their male counterparts (89 and 85 percent, respectively). As shown in figure 13, this was the case for each family role except male sole parents who only represent a small number. This difference in iwi knowledge between the sexes was the same as the national figures for female and male rangatahi (89 and 85 percent, respectively).

Figure 12

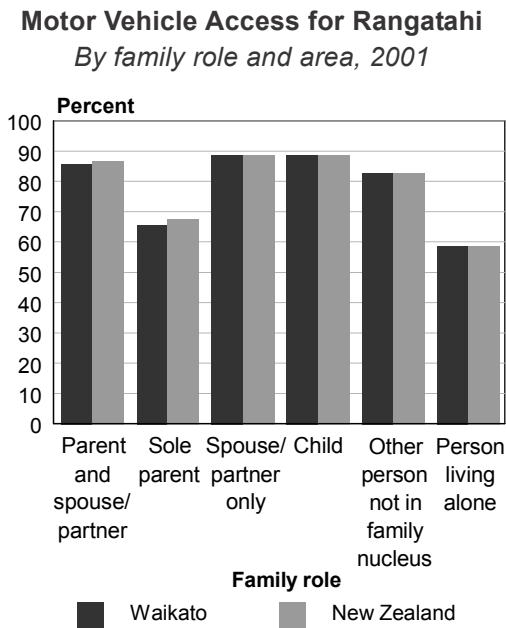
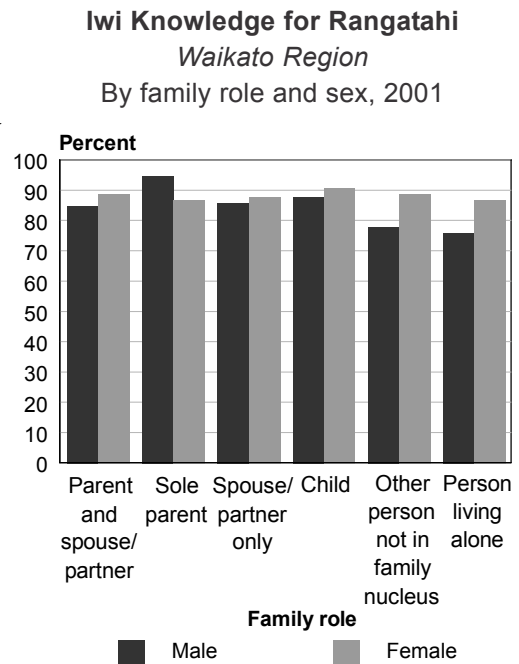


Figure 13



Te Reo Māori Speakers

- In 2001, 26 percent of rangatahi in Waikato could hold a conversation about everyday things in te reo Māori, a similar figure to rangatahi nationally (24 percent). This was the case for all family roles.
- Both in Waikato and New Zealand as a whole, rangatahi living with other people, but not in a family nucleus, were the group most likely to be able to speak te reo Māori (29 and 26 percent, respectively).
- Waikato rangatahi who were parents with a spouse or partner or spouse/partner only recorded the lowest rate of speaking te reo Māori (both 23 percent). These figures were similar for rangatahi in these roles nationally (23 and 22 percent).
- Female rangatahi in Waikato were more able to speak te reo Māori than their male counterparts (28 and 24 percent, respectively). This was also the case for rangatahi nationally, with 25 percent of females and 22 percent of males able to have an everyday conversation in te reo Māori.

Education

- At the time of the 2001 Census, 61 percent of rangatahi in Waikato held a formal qualification. This is similar to the 62 percent for rangatahi nationally.
- Waikato rangatahi were most likely to have a secondary school qualification as their highest educational attainment (45 percent), followed by a vocational qualification (13 percent). Only 2 percent had a bachelor's degree or higher as their highest educational attainment. This is a likely result of rangatahi being a young age group. As figure 15 shows, the figures for rangatahi nationally followed a similar distribution.

Figure 14

Rangatahi Te Reo Māori Speakers

Waikato Region

By family role, 2001

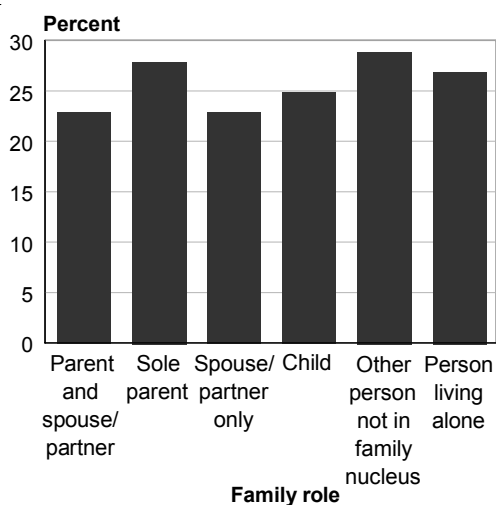
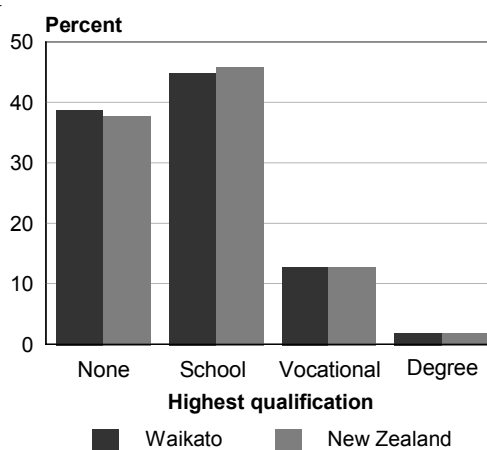


Figure 15

Highest Qualification of Rangatahi

By area, 2001



- In Waikato, female rangatahi were more likely than male rangatahi to hold a formal qualification (66 and 55 percent, respectively). As figure 16 shows, female rangatahi were more likely than male rangatahi to hold a qualification in each qualification type. This was also the trend for rangatahi nationally.
- Female rangatahi were more likely than male rangatahi to be enrolled in some form of study. Twenty-seven percent of females were enrolled in full-time study, compared with 22 percent of males. Female and male rangatahi had a similar rate of studying part-time, with 12 percent of females enrolled in part-time study, compared with 10 percent of males.
- In 2001, the proportions of Waikato and New Zealand rangatahi enrolled in full-time study were similar (23 and 25 percent, respectively). The proportions enrolled in part-time study were very similar (10 and 9 percent, respectively).
- As figure 17 shows, rangatahi in the role of the child were the most likely to be studying. Thirty-one percent were enrolled in full-time study and 11 percent in part-time study. Rangatahi who were a parent with spouse or partner were just as likely to be enrolled in full- and part-time study (7 and 6 percent, respectively). Sole parents were more likely to be enrolled in full-time study than in part-time study (12 and 8 percent, respectively).

Figure 16

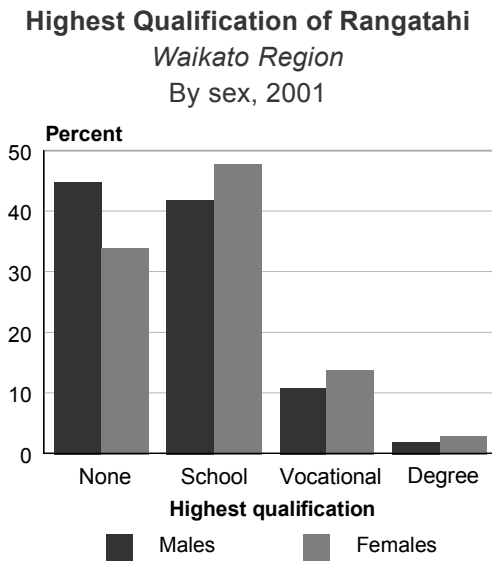
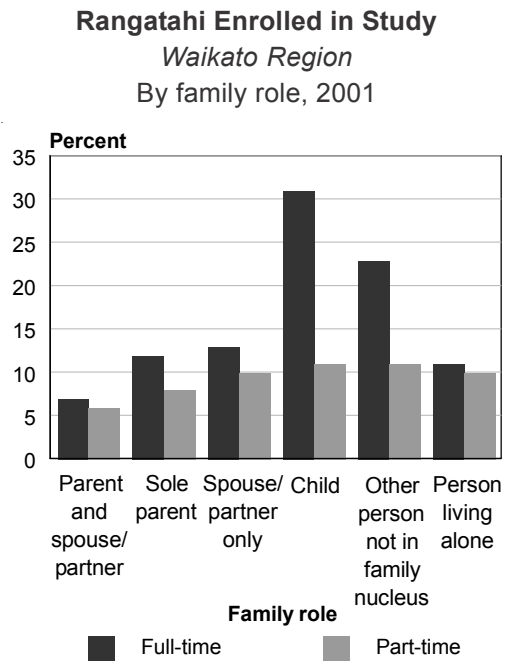


Figure 17



- At the time of the 2001 Census, 37 percent of Waikato rangatahi participating in either full- or part-time study were also engaged in the workforce. Twelve percent of rangatahi who were studying were engaged in full-time employment, while 24 percent were in part-time employment.
- Twenty-five percent of rangatahi studying full-time were also working part-time. A further 8 percent were engaged in full-time employment (figure 18).

Employment

- At the time of the 2001 Census, 45 percent of rangatahi in Waikato were employed in either full- or part-time work. This was similar to the employment rate for rangatahi nationally (47 percent).
- Those living with a spouse/partner were the most likely to be employed (70 percent). Rangatahi not in a family nucleus were most likely to be unemployed (21 percent). Only 39 percent of sole parents participated in the labour force, due to their childcare responsibilities.
- In Waikato, 54 percent of older rangatahi (20–24 years) were employed, compared with 38 percent of younger rangatahi (15–19 years). Younger rangatahi were slightly more likely to be unemployed than were older rangatahi (20 and 17 percent, respectively). Forty-two percent of younger rangatahi did not participate in the labour force, compared with 29 percent of older rangatahi. The reason for this difference is that younger rangatahi were more likely to be participating in study.

Figure 18

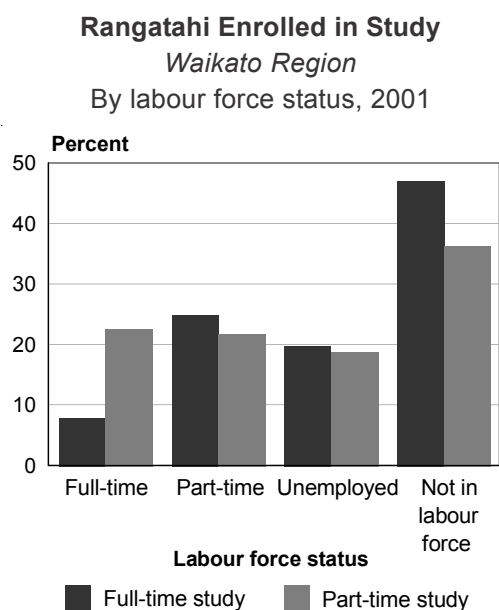
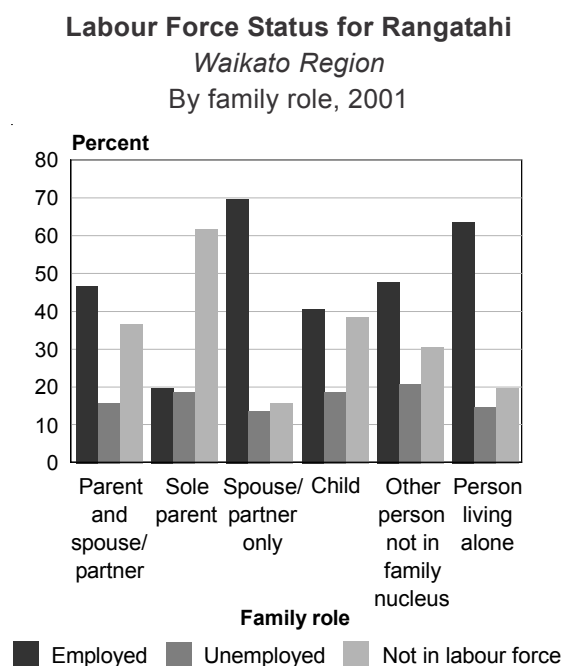


Figure 19



- Waikato male rangatahi were more likely to be employed than female rangatahi (51 and 39 percent, respectively).
- The proportions of male and female rangatahi who were unemployed were similar (18 and 19 percent, respectively), however, 41 percent of female rangatahi did not participate in the labour force, compared with 31 percent of males.
- As figure 20 shows, male rangatahi who were living with children were far more likely to be employed than their female counterparts. The reason for the large differences could be that female rangatahi in these roles dedicated more of their time to child-rearing than their male equivalents.
- Twenty-eight percent of Waikato rangatahi were employed full-time, a slightly smaller proportion than for rangatahi nationally (31 percent). In Waikato, 38 percent of male rangatahi were employed full-time, compared with 19 percent of female rangatahi.
- The presence of children was very influential for the full-time employment rates of female rangatahi who were living with a spouse/partner. Forty-five percent of females who were living with their spouse/partner but without children were employed full-time. This was a much higher proportion than for female rangatahi who were living with their spouse/partner and children, and were employed full-time (17 percent). The full-time employment rates of male rangatahi living with their spouse/partner only were also higher than those living with their spouse/partner and children (63 and 59 percent, respectively).

- Seventeen percent of Waikato rangatahi were employed part-time, which was similar to the figure for rangatahi nationally (16 percent). Twenty percent of female rangatahi were employed part-time, compared with 13 percent of male rangatahi. For all family roles, female rangatahi were more likely to be employed part-time than male rangatahi.
- The most common occupation for female rangatahi in Waikato (44 percent) and for female rangatahi nationally (39 percent) was service and sales worker. The most common occupation for male rangatahi in Waikato was plant and machine operator and assembler, similar to rangatahi nationally (20 and 19 percent, respectively).
- In the four weeks leading up to the 2001 Census, 90 percent of Waikato rangatahi had participated in unpaid work. Female rangatahi were more likely than male rangatahi to have participated in unpaid work, regardless of the type of work (figure 21).

Figure 20

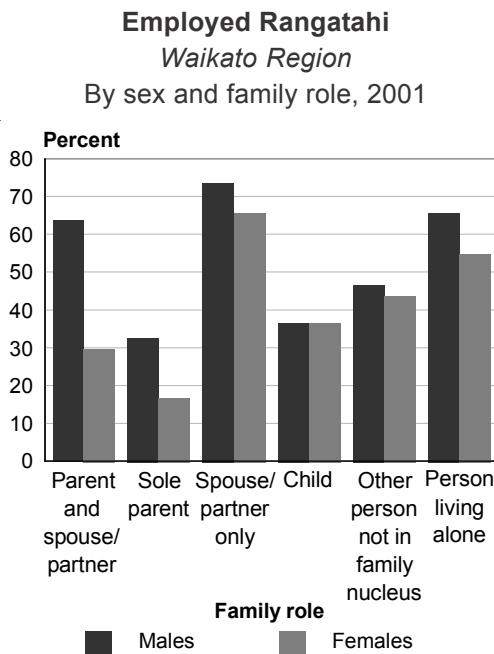
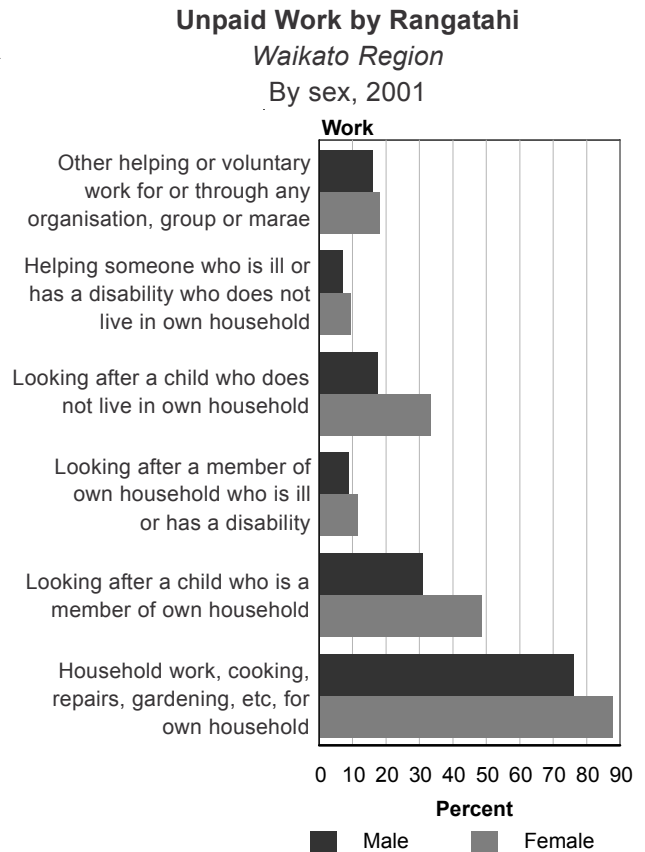


Figure 21



Income

- In 2001, the median annual household income for households in Waikato containing rangatahi was \$40,600. This was \$3,500 lower than for rangatahi nationally.
- As shown in figure 22, Waikato rangatahi lived in households where the median household income was lower than for rangatahi nationally, in all family roles except rangatahi sole parents and rangatahi living alone. Rangatahi in these family roles had marginally higher household incomes than rangatahi nationally.
- Waikato rangatahi in the role of the child lived in households that received the highest median household income (\$51,000). Rangatahi living alone in Waikato received the lowest household income (\$13,900). This figure was \$1,000 higher than for all rangatahi living alone (\$12,900).
- In Waikato, male rangatahi lived in households that received higher median household incomes than their female counterparts (\$44,200 and \$37,400 per annum, respectively). This is a possible reflection of a large proportion of females participating in education and parenting rather than in the labour force.
- In 2001, individuals aged 15 years and over were asked to list all the ways they received income in the 12 months preceding the census. All sources of income for each household member are considered in this report.
- The most common source of income for households containing rangatahi was wages and salaries. Waikato rangatahi had a similar likelihood of living in households that received income from this source as rangatahi nationally (83 and 84 percent, respectively).
- Waikato rangatahi were slightly more likely to live in households that received income from government benefits than rangatahi nationally (67 and 64 percent, respectively).
- Rangatahi living in Waikato had a similar likelihood as rangatahi nationally to have lived in households that received household income from self-employment (13 and 14 percent, respectively).
- Sixty-seven percent of Waikato rangatahi lived in households receiving their sole source of income from wages and salaries, compared with 69 percent of rangatahi nationally. A further 29 percent of rangatahi received their sole household income from government benefits, similar to rangatahi nationally (28 percent).
- Waikato rangatahi in the role of the spouse/partner only were the group most likely to live in households that received income from wages and salaries (93 percent).
- Government benefits were a common source of household income for rangatahi in the role of the sole parent. Ninety-five percent of sole-parent rangatahi living in Waikato received income from this source.

Figure 22

Median Household Income of Rangatahi
By family role and area, 2001

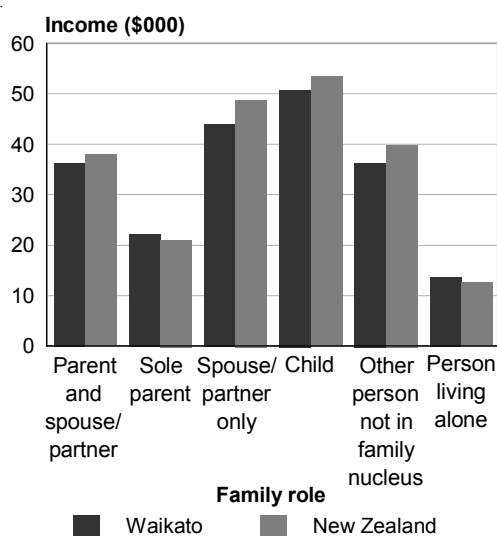
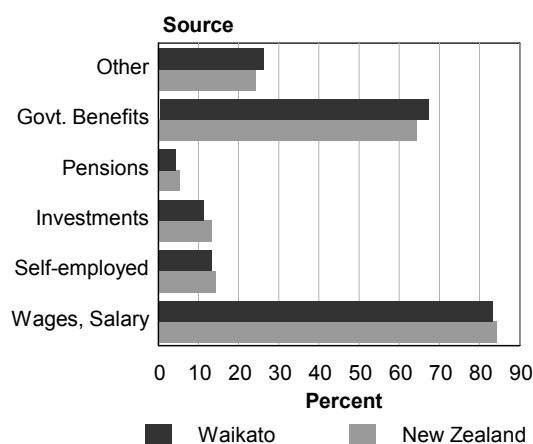


Figure 23

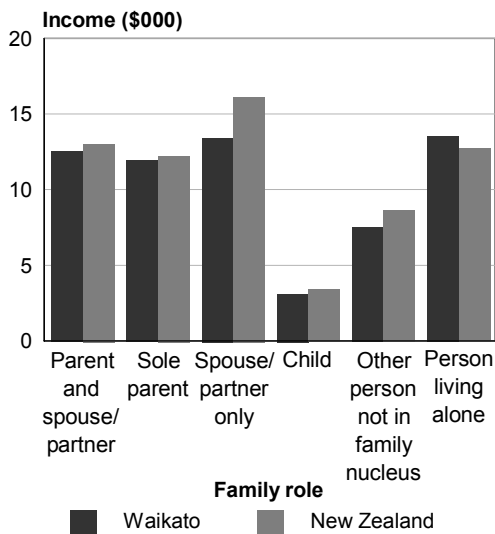
Sources of Household Income for Rangatahi
By area, 2001



- Female rangatahi were more likely than males to live in households receiving income from government benefits (71 and 63 percent, respectively). This may reflect the larger number of sole-parent mothers requiring government assistance. Male rangatahi were more likely to live in households receiving income from wages and salaries than their female counterparts (86 and 80 percent, respectively).
- In 2001, the median personal income for Waikato rangatahi was \$7,000, compared with \$7,300 for rangatahi nationally.
- As shown in figure 24, Waikato rangatahi received lower median personal incomes than rangatahi nationally, in each family role with the exception of rangatahi living alone.
- Male rangatahi living in Waikato received higher personal incomes than their female counterparts (\$7,600 and \$6,500, respectively). This was similar to the national trend for rangatahi. This may reflect the higher earning potential of male rangatahi compared with their female counterparts, and the large proportion of female sole parents not in paid employment. The greater likelihood of women engaging in study may also partly explain the difference in median income between the sexes.
- Wages and salaries was the largest source of personal income for Waikato rangatahi (68 percent), below the figure for rangatahi nationally (71 percent). Government benefits were the next largest source. Forty-eight percent of rangatahi received personal income from government benefits, slightly more than rangatahi nationally (45 percent).

Figure 24

Median Personal Income for Rangatahi
By family role and area, 2001



Glossary

Canadian National Occupancy Standard

The Canadian National Occupancy Standard sets the bedroom requirements of a household according to the following composition criteria:

- There should be no more than two people per bedroom.
- Parents or couples share a bedroom.
- Children under five years, either of same or opposite sex, may reasonably share a bedroom.
- Children under 18 years of the same sex may reasonably share a bedroom.
- A child aged five to 17 years should not share a bedroom with one under five and of the opposite sex.
- Single adults 18 years and over, or any unpaired children, require a separate bedroom.

Child in a family nucleus

To be a 'child in a family nucleus' a person must have usual residence with at least one parent, and have no partner or child(ren) of their own living in the same household. Note that 'child(ren) in a family nucleus' can be a person of any age. Refer also to 'parent'.

Child(ren) in a family nucleus are divided into two sub-groups: 'dependent child(ren)' and 'adult child(ren)'.

Crowding

Crowding is a theoretical concept about the acceptable number of people per household. Crowding generally refers to people's psychological response to density, that is, to their feelings of being crowded, having a lack of privacy or an increase in unwanted interactions or psychological distress. Crowding in households relates to situations where the number of people residing in a household exceeds the ability of the dwelling to provide adequate shelter and services to its members. In this report a household is deemed crowded if the dwelling the household resides in requires one or more extra bedrooms, according to the Canadian National Occupancy Standard. (See above.)

Dependent children

A 'child in a family nucleus' who is aged less than 18 years and who is not employed full-time. Refer also to 'child in family nucleus' and 'employed – full-time'.

Employed

A person is employed if they are in the working-age population (aged 15 years and over) and during the week ended 4 March 2001, they:

- worked for one hour or more for pay or profit in the context of an employee/employer relationship or self-employment

- worked without pay for one hour or more in work that contributed directly to the operation of a farm, business or professional practice owned or operated by a relative
- had a job but were not at work due to:
 - own illness or injury
 - personal or family responsibilities
 - bad weather or mechanical breakdown
 - direct involvement in industrial dispute
 - leave or holiday.

Full-time: People who are employed full-time usually work 30 or more hours per week.

Part-time: People who are employed part-time usually work fewer than 30 hours per week.

Family nucleus

A couple with or without child(ren), or one parent and their child(ren). The children do not have partners or children of their own living in the same household.

Family type

The derived variable that classifies family nuclei according to the presence or absence of couples, parents and children.

Household

A household is either one person who usually resides alone, or two or more people who usually reside together and share facilities (such as a living area and eating, cooking, bathroom and toilet facilities).

Household composition

The derived variable that classifies households according to the presence, number, and type of family nuclei, and the presence of related and unrelated people.

Labour force

The labour force consists of members of the working-age population (people aged 15 years and over) who during the week ended 4 March 2001 were classified as 'employed' or 'unemployed'.

Multi-family household

A multi-family household is two or more family nuclei who usually reside together in the same dwelling.

Parent

The mother, father (natural, step, adopted or foster), or 'person in a parent role' of a 'child in a family nucleus'.

Sole parent

A sole parent is the parent in a one-parent family.

Study status

Study status information was gathered from unpaid activities data in the 2001 Census. Respondents were asked to identify from a list which unpaid activities they had done in the past four weeks. For the purposes of this report full-time study and part-time study were defined as follows:

Full-time study: attending or studying for 20 hours or more per week at school or any other place.

Part-time study: attending or studying for less than 20 hours per week at school or any other place.

A small number of people reported studying both full- and part-time within the four- week period. Therefore the total number of responses will be greater than the total number of people.

www.stats.govt.nz

Information Centre

Email: info@stats.govt.nz

Phone: 0508 525 525 toll free

Auckland

Private Bag 92003

Phone: 09 920 9100

Fax: 09 920 9198

Wellington

PO Box 2922

Phone: 04 931 4600

Fax: 04 931 4610

Christchurch

Private Bag 4741

Phone: 03 964 8700

Fax: 03 964 8964

