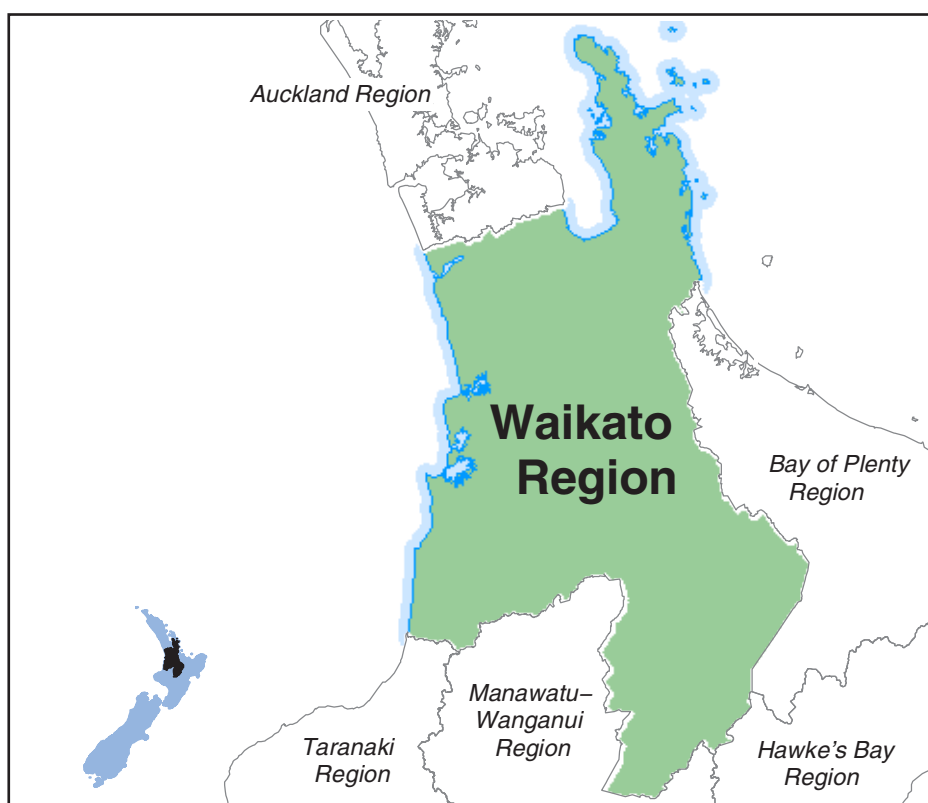


Tamariki

Waikato Region



Regional Tamariki 2001

Introduction

This publication is part of a series of regional reports which look at the young Māori population in the context of the households and families in which they live. Information is based on the 2001 Census of Population and Dwellings. The reports are in two major life stages: children, or tamariki (0–14 years) and youth, or rangatahi (15–24 years).

In these reports, tamariki refers to children aged 0–14 years who were recorded on their individual census form as being of Māori ethnicity. This includes those who provided an ethnicity in addition to Māori.

An increasing proportion of children are expected to have Māori ethnicity in the future, a result of the higher fertility rate and younger age structure of Māori, compared with the New Zealand population overall.

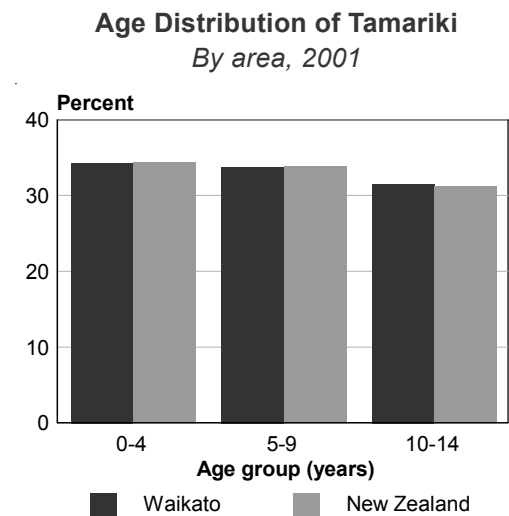
The Māori population has a young age structure. In 2001, the median age for Māori nationally was 21.9 years, compared with 34.8 years for the total population. In 2001, tamariki made up 24 percent (186,024) of all children aged 0–14 years in New Zealand.

This report focuses on tamariki living in the Waikato Regional Council area, which is made up of the following territorial authorities: Franklin District, Hamilton City, Hauraki District, Matamata-Piako District, Otorohanga District, Rotorua District, South Waikato District, Taupo District, Thames-Coromandel District, Waikato District, Waipa District and the Waitomo District.

Summary for the Waikato Region

- Thirty-two percent (25,830) of all children in the Waikato Region were tamariki.
- Thirty-nine percent of the Māori ethnic group in Waikato were tamariki, marginally higher than national average for all tamariki (37 percent).
- As figure 1 shows, the age distribution for tamariki in Waikato reflected the national pattern for tamariki, the proportion of the population decreasing with increasing age of the child.
- Fifty-six percent (14,214) of Waikato tamariki lived in two-parent families, and 44 percent (11,010) lived in one-parent families.
- Just over half (53 percent) of tamariki in Waikato lived in two-parent households, 36 percent were in one-parent households and 10 percent were in multi-family households.
- At the time of the 2001 Census, 59 percent of Waikato tamariki were living in rental accommodation, slightly above the national average of 56 percent.
- A third of Waikato tamariki were living in crowded households higher than the national figure for all tamariki (28 percent).
- Waikato tamariki were more likely than tamariki nationally to be living in a two-parent family where both parents identified as Māori (55 and 45 percent, respectively).
- Tamariki in two-parent households in Waikato were less likely than those in other household compositions to speak te reo Māori.
- Thirty-eight percent of Waikato tamariki in two-parent families had at least one parent with a secondary school qualification, and 28 percent had at least one parent with a vocational qualification. Only 10 percent had a parent with a bachelor's degree or higher.
- In 2001, 49 percent of Waikato tamariki in one-parent families were living with a parent who was not in the labour force, and 18 percent were living with a parent who was unemployed and actively seeking work. One-third of tamariki were living with a parent who was employed either full- or part-time.
- The median annual household income (half the incomes are above this level and half below) for households in Waikato containing tamariki was \$1,300 lower than the national average for all households containing tamariki.
- Wages and salaries were the most common source of income received by households in Waikato containing tamariki.

Figure 1



Family Type

- In 2001, 56 percent (14,214) of tamariki in the Waikato Region lived in two-parent families. This was the same as the national figure of 56 percent (102,048).
- Forty-four percent (11,010) of Waikato tamariki lived in one-parent families, the same as the national figure of 44 percent (80,373).
- Of those tamariki in Waikato living in one-parent families, 86 percent were in the care of their mother.
- One-parent fathers of tamariki were on average older than one-parent mothers. Twenty-two percent of tamariki in one-parent families had fathers aged 45 years and over, while 8 percent had mothers in this age group.
- Tamariki in two-parent families tended to have older mothers than those in one-parent families. Forty-seven percent of two-parent tamariki had mothers aged 35 years and over, compared with 39 percent of those in one-parent families.

Household Composition

- 'Household' is a broader term than family. Household considers all the people in a dwelling. A multi-family household is a household consisting of two or more families who usually reside together. This includes multi-generational households such as a couple living with their daughter and her child (see Glossary).
- At the time of the 2001 Census, just over half (53 percent) of tamariki in the Waikato Region lived in two-parent households. Just over a third (36 percent) were in one-parent households and a further 10 percent were in multi-family households.
- The distribution of tamariki across different household compositions in Waikato was similar to the national distribution, as seen in figure 3.

Figure 2

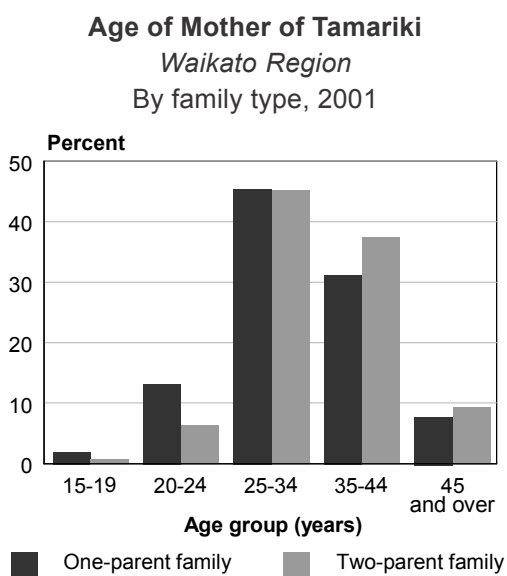
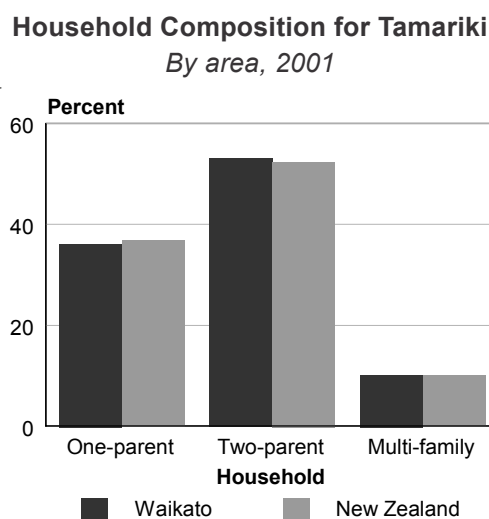


Figure 3



- Tamariki in multi-family households were more likely to be aged 0–4 years than were those in one-parent and two-parent households, as seen in figure 4. This may be attributable to parents of younger tamariki choosing to live with their whānau, or other families, while their children are very young, and then finding separate accommodation once their children are older. This illustrates that household composition is not static; families can move between household compositions as their circumstances change.

Tenure

- At the time of the 2001 Census, 59 percent of Waikato Region tamariki were living in rental accommodation, a slightly higher proportion than were nationally (56 percent).
- The proportion of tamariki living in dwellings owned by a member of the household increased with age of the child, from 35 percent at the 0–4 years age group to 47 percent in the 10–14 years age group.
- Waikato tamariki in two-parent households were more likely than those in other household compositions to live in a dwelling owned (with or without a mortgage) by a member of the household (50 percent). Tamariki in one-parent households were the least likely to live in a dwelling owned by a household member (25 percent).

Figure 4

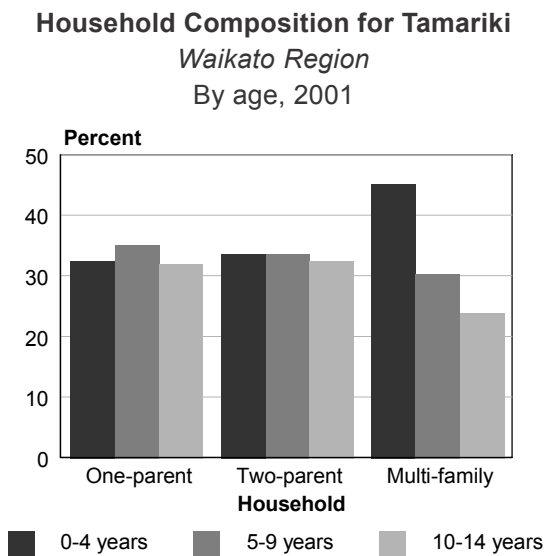
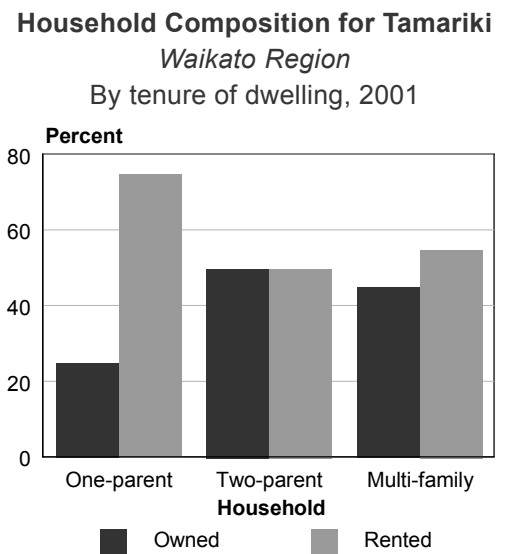


Figure 5



Crowding

- At the time of the 2001 Census, 33 percent of tamariki in the Waikato Region were living in crowded households (see Glossary), higher than the national figure for all tamariki (28 percent). This was the case for one-parent and two-parent households, however the proportion of tamariki in Waikato living in crowded, multi-family households was the same as the national figure (67 percent).
- Tamariki in multi-family households were the most likely to be living in crowded households (67 percent), followed by those in one-parent households (32 percent). Twenty-two percent of tamariki in two-parent households were living in crowded conditions.
- Thirty-nine percent of tamariki in crowded households in Waikato were living in two-parent households, 38 percent were in one-parent households and 23 percent were in multi-family households.

Mobility

- In the 2001 Census, individuals were asked for their usual residence five years ago; therefore allowing the study of residential mobility. Due to the five-year cycle of the census, no information is available for children under the age of five. The following statements refer only to tamariki aged 5–14 years.
- Forty-five percent of tamariki in the Waikato Region changed address within the region in the five years preceding the 2001 Census. A further 37 percent remained at the same address and 18 percent moved to Waikato from a different region.
- Tamariki in Waikato were slightly more likely (18 percent) than tamariki nationally (16 percent) to have moved from a different region. They were slightly less likely to have stayed at the same address (37 and 40 percent, respectively).
- Tamariki in two-parent households were the most likely to have stayed at the same address between censuses (42 percent). Those in multi-family households and one-parent households were considerably less likely to be living at the same address (36 percent and 30 percent, respectively)
- In 2001, tamariki in one-parent households in Waikato were the most likely of all households to have shifted addresses within the same region (48 percent).

Figure 6

Household Composition for Tamariki in Crowded Households
By area, 2001

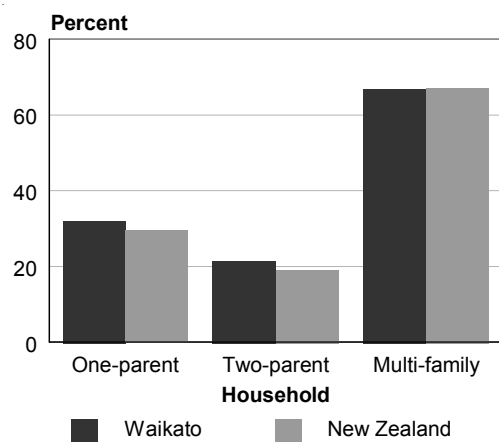
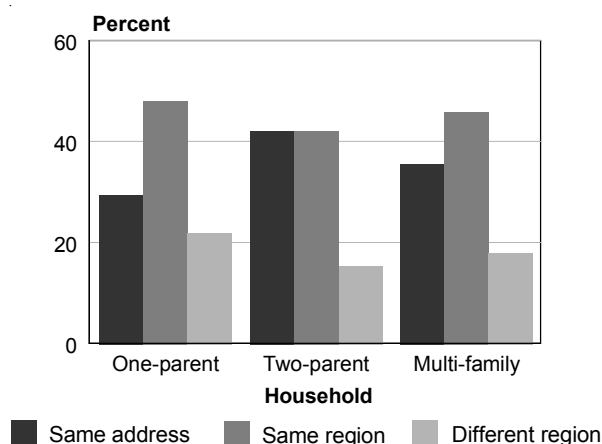


Figure 7

Household Composition for Tamariki Aged 5–14 Years
Waikato Region
Compared with 1996 usual residence, 2001



Telecommunications Access

- Eighty-five percent of tamariki in the Waikato Region were living in homes that had access to a telephone. This is slightly lower than the national figure for tamariki (87 percent).
- Levels of Internet access for tamariki were lower in Waikato than nationally (22 and 25 percent, respectively) as shown in figure 8.
- In 2001, Waikato tamariki aged 10–14 years had the highest levels of household Internet access (25 percent), followed by those aged 5–9 years (22 percent) and 0–4 years (19 percent).
- Tamariki living in two-parent households were more likely to have Internet access in the home (29 percent) than were those in multi-family households (18 percent) and one-parent households (13 percent).
- Tamariki in one-parent households were more likely to be living in households with no access to telecommunications (23 percent) than were those in multi-family or two-parent households (16 and 10 percent, respectively).

Figure 8

Telecommunications Access for Tamariki
By area, 2001

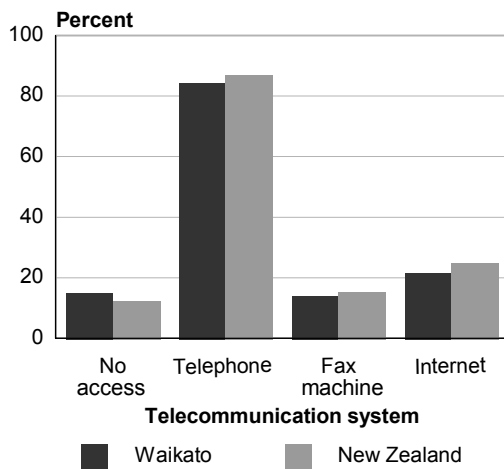
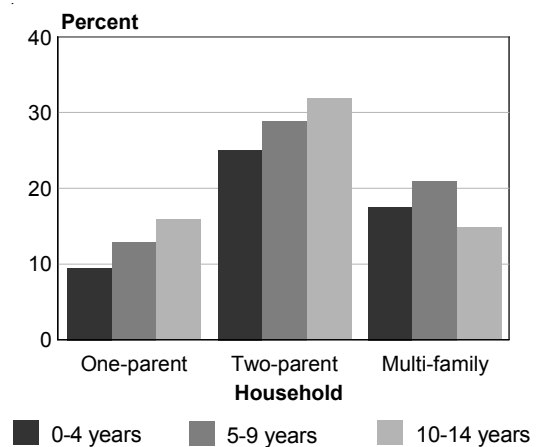


Figure 9

Internet Access for Tamariki
Waikato Region
By household composition and age, 2001



Motor Vehicle Access

- In 2001, 85 percent of tamariki in the Waikato Region were living in households with access to a motor vehicle, a similar figure as that for tamariki nationally (86 percent).
- Waikato tamariki in two-parent households were more likely to be living in a household with access to a motor vehicle (93 percent) than were those in multi-family or one-parent households (87 and 72 percent, respectively).

Ethnicity

One-parent families

- As figure 11 shows, 16 percent of tamariki in one-parent families in the Waikato Region lived with a parent who did not identify as Māori. A likely explanation for this is that the child's ethnicity is influenced by the non-resident parent.
- The proportion of tamariki in one-parent families in Waikato whose parent identified as Māori was higher than the proportion for all tamariki nationally (84 and 79 percent, respectively).

Figure 10

Motor Vehicle Access for Tamariki
By household composition and area, 2001

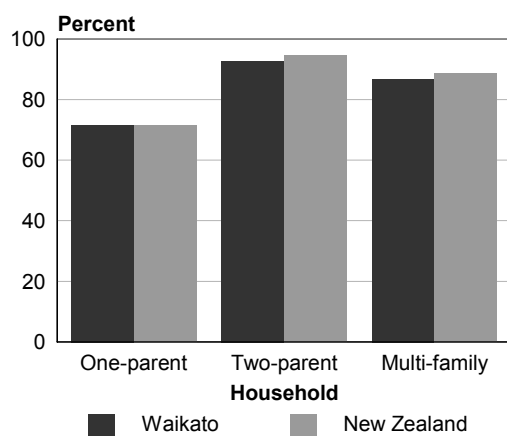
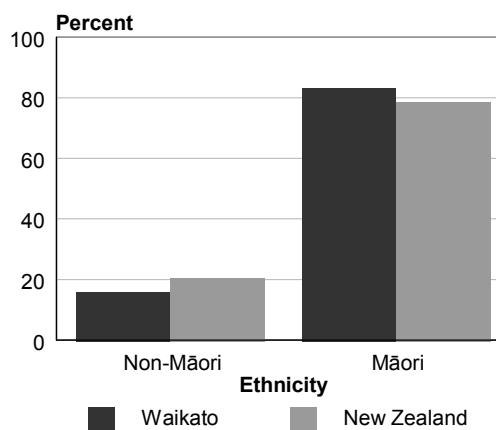


Figure 11

Parental Ethnicity for One-Parent Family Tamariki
By area, 2001



Two-parent families

- Tamariki living in two-parent families in Waikato were more likely to have both parents identify as Māori than just one parent (55 and 42 percent, respectively).
- Tamariki in Waikato were more likely than tamariki nationally to be living in a two-parent family where both parents identified as Māori (55 and 45 percent, respectively).
- Waikato tamariki were less likely than tamariki nationally to be living in a two-parent family where only one parent identified as Māori (42 and 51 percent, respectively).
- There was a small proportion of tamariki for whom neither parent identified as Māori, both in the Waikato and nationally (4 and 5 percent, respectively).

Knowledge of Iwi

- The data presented in this section refer to both tamariki and their parents who identified as being of Māori descent in the 2001 Census. This section excludes tamariki and parents who were not of Māori descent, even if they provided a legitimate iwi response.
- Tamariki knowledge of their iwi is likely to reflect their parents' knowledge of iwi. Parents are important sources of iwi knowledge, and are likely to pass down this information to tamariki. Furthermore, most tamariki would have had their census form filled out by a parent.
- Eighty-five percent of tamariki living in the Waikato Region knew their iwi at the time of the 2001 Census. This was marginally higher than the national figure for all tamariki (84 percent).
- For Waikato tamariki, knowledge of iwi increased slightly with age (figure 13).

One-parent families

- In 2001, 83 percent of Waikato tamariki in one-parent families lived with a parent who had knowledge of their own iwi. This was the same as the national figure.

Figure 12

Parental Ethnicity for Two-Parent Family Tamariki
By area, 2001

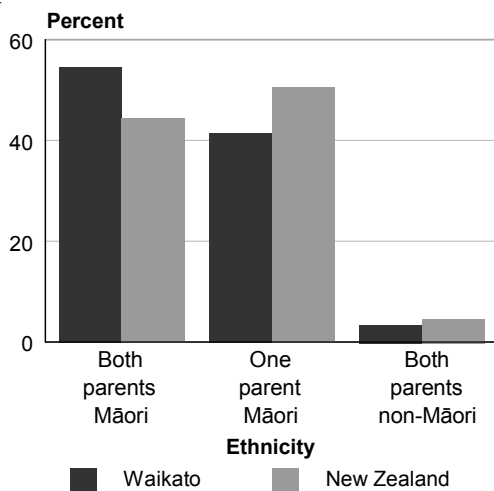
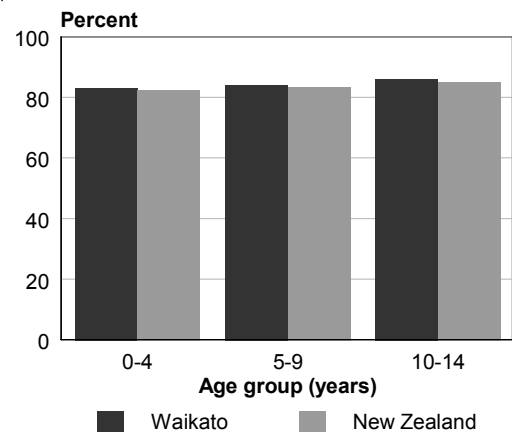


Figure 13

Iwi Knowledge for Tamariki
By area and age, 2001



Two-parent families

- Eighty-four percent of Waikato tamariki in two-parent families had mothers who knew their own iwi (figure 14).
- Eighty-three percent of Waikato tamariki had fathers who had knowledge of their own iwi. This proportion was similar to that for tamariki nationally.
- Of the tamariki in Waikato who had two parents with Māori descent, 76 percent had both parents with knowledge of their own iwi. This was similar to the figure for all New Zealand tamariki living with two parents of Māori descent (77 percent).

Te Reo Māori Speakers

- In 2001, 22 percent of tamariki in the Waikato Region who were old enough to speak could hold a conversation about everyday things in te reo Māori. This was higher than the national figure for all tamariki (20 percent).
- Tamariki in two-parent households in Waikato were less likely than those in other households to speak te reo Māori. Nineteen percent of tamariki living in two-parent households were able to speak te reo Māori, compared with 27 percent of tamariki in multi-family households and 25 percent in one-parent households.
- As figure 17 shows, the ability of tamariki to speak te reo Māori increased with age, for all households. This may be partly explained by participation in Māori language education by the tamariki.

Figure 14

Parental Knowledge of Iwi for Two-Parent Family Tamariki
By area, 2001

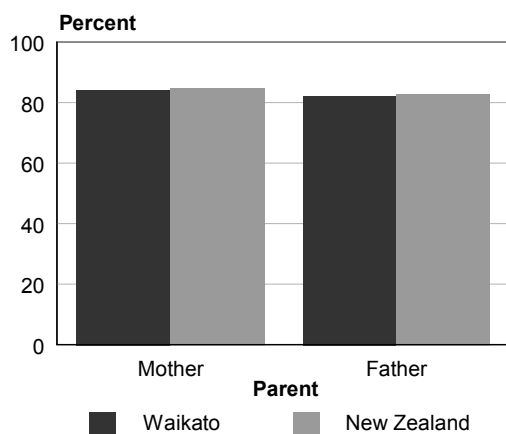
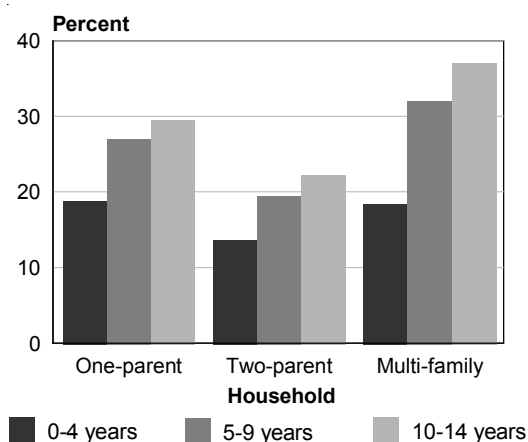


Figure 15

Tamariki Te Reo Māori Speakers
Waikato Region
By household composition and age, 2001



Education

One-parent families

- At the time of the 2001 Census, 49 percent of tamariki in the Waikato Region were living in one-parent families where the parent held a formal educational qualification. This was slightly lower than the national figure for tamariki (51 percent).
- Waikato tamariki in one-parent families were most likely to be living with a parent whose highest educational attainment was a secondary school qualification (30 percent), followed by a vocational qualification (16 percent), and a bachelor's degree or higher (4 percent).
- The proportion of tamariki in one-parent families in which the parent had no qualifications increased with the age of the parent, from 47 percent of tamariki with a parent aged 20–24 years, to 64 percent of those with a parent aged 45 years and over (figure 16).

Two-parent families

- Seventy-six percent of Waikato tamariki in two-parent families had at least one parent who held a formal educational qualification; this was similar to the national figure for all tamariki in two-parent families (79 percent).
- Thirty-eight percent of tamariki in two-parent families had at least one parent with a secondary school qualification while 28 percent had at least one parent with a vocational qualification. Only 10 percent had a parent with a bachelor's degree or higher.

Figure 16

Parental Qualification for One-Parent Family Tamariki
Waikato Region
 By age, 2001

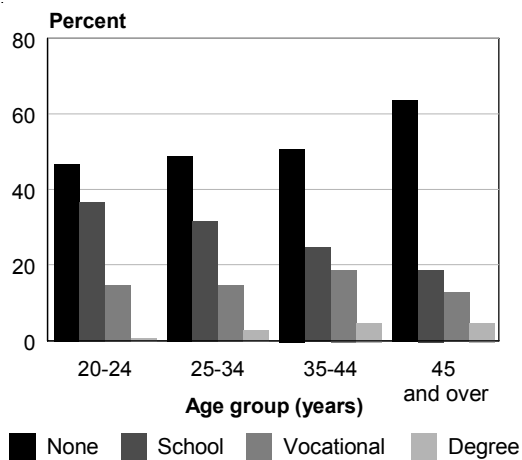
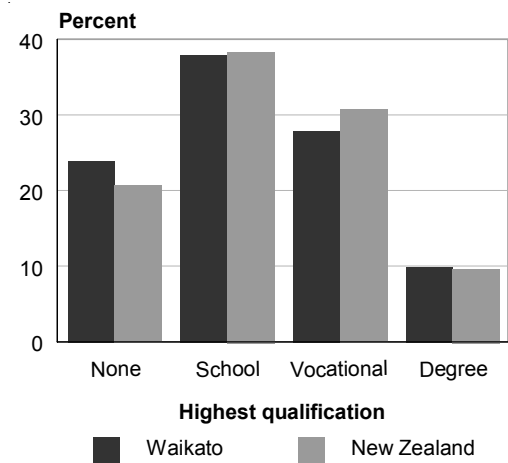


Figure 17

Parental Qualification for Two-Parent Family Tamariki
By area, 2001



Employment

One-parent families

- In 2001, 49 percent of tamariki in one-parent families in the Waikato Region were living with a parent who was not in the labour force, and 18 percent were living with a parent who was unemployed and actively seeking work. One-third of tamariki were living with a parent who was employed either full- or part-time.
- Tamariki in the older age groups were more likely than those at younger ages to be living with a sole parent who was a member of the labour force. The proportion of tamariki whose parents were not in the labour force dropped from 61 percent for tamariki aged 0–4 years, to 39 percent for those aged 10–14 years.
- Tamariki aged 10–14 years were more than twice as likely to have a parent in full-time employment as were those aged 0–4 years (26 and 12 percent, respectively), as seen in figure 18.

Two-parent families

- In Waikato, 45 percent of tamariki in two-parent families had both parents employed in either full- or part-time work, a smaller proportion than the national figure for all tamariki in this family type (49 percent). Thirty-seven percent of Waikato tamariki in two-parent families had only one parent employed, similar to the national figure (36 percent).
- Older tamariki were more likely to have both parents employed than were younger tamariki, who were more likely to have just one parent working. This may be attributable to the parents moving back into the labour force as their child-rearing responsibilities decrease, as seen in figure 19.
- Fifteen percent of Waikato tamariki in two-parent families had both parents who were not employed, slightly higher than the national figure (13 percent).

Figure 18

Parental Labour Force Status for One-Parent Family Tamariki
Waikato Region
 By age, 2001

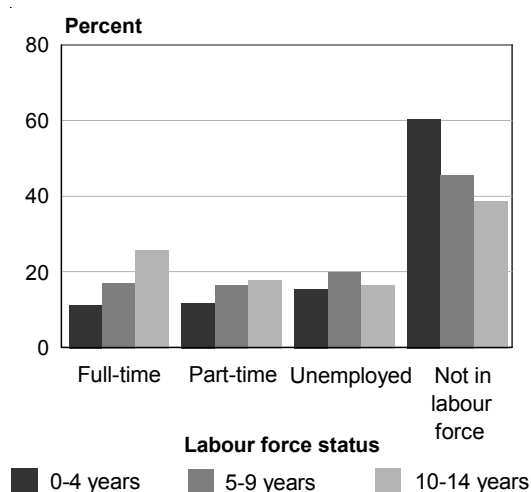
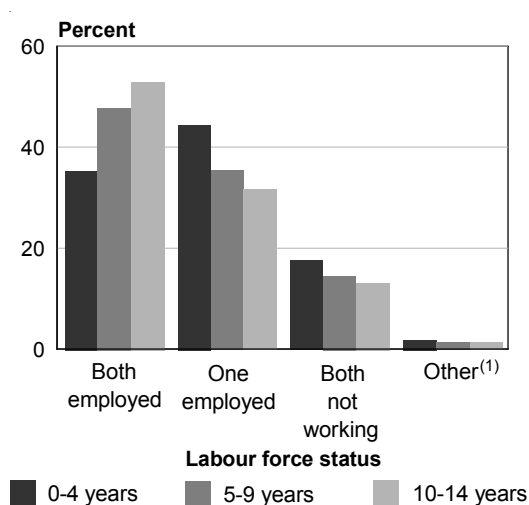


Figure 19

Parental Labour Force Status for Two-Parent Family Tamariki
Waikato Region
 By age, 2001



(1) Combinations where one parent was not working and the other parent was unidentifiable, or both parents were unidentifiable.

Two-parent family by sex

- As figure 20 shows, tamariki in two-parent families in Waikato were more than twice as likely to have fathers in full-time employment as mothers (72 and 29 percent, respectively).
- Waikato tamariki living in two-parent families were more likely to have fathers who were unemployed (10 percent) than mothers (8 percent) at the time of the census.
- Tamariki were far more likely to have a mother who was not participating in the labour force than a father (38 and 13 percent, respectively). This is most likely to be due to the mother's contribution to childcare.

Income

- The median annual household income (half the incomes are above this level and half below) for households in the Waikato Region containing tamariki was \$34,400 in 2001. This was \$1,300 lower than that for all tamariki in New Zealand.
- As expected, one-parent households containing tamariki had the lowest median annual household income (\$17,700), followed by two-parent households (\$44,900) and multi-family households (\$53,300).
- Waikato tamariki in each household composition lived in households where the median household income was lower than for tamariki nationally (figure 21).

Figure 20

Parental Labour Force Status for Two-Parent Family Tamariki
Waikato Region
 By sex, 2001

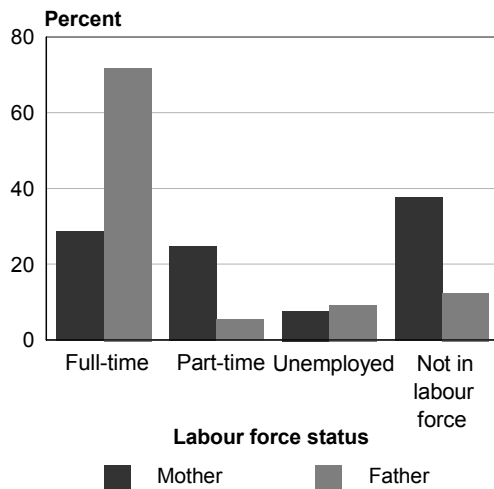
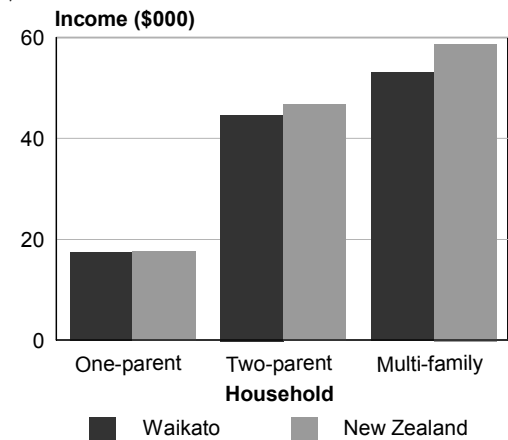


Figure 21

Median Annual Household Income for Tamariki
By household composition and area, 2001



- In 2001 individuals aged 15 years and over were asked to list all the ways they received income in the 12 months preceding the census. All sources of income for each household member are considered in this report. Therefore, tamariki living in two-parent and multi-family households are likely to live in households where more income sources are reported.
- Twenty-eight percent of Waikato tamariki in two-parent households lived in households where the sole source of income was wages or salaries, compared to just 9 percent of those in one-parent households.
- The most common source of income for households containing tamariki was wages and salaries. Tamariki in Waikato were slightly less likely to be living in households that received income from this source than were tamariki nationally (70 and 72 percent, respectively).
- Waikato tamariki were slightly more likely to live in households receiving income from government benefits than were tamariki nationally (65 and 63 percent, respectively).
- Nineteen percent of tamariki lived in two-parent households which received income from self-employment or business, a higher proportion than for multi-family (13 percent) and one-parent households (4 percent).
- Government benefits were a common source of income for the one-parent and multi-family households of Waikato tamariki. Eighty-six percent of tamariki in one-parent households and 92 percent in multi-family households specified government benefits as a source of income in the year preceding the 2001 Census. Tamariki in two-parent households were far less likely to be living in a household reporting income from government benefits (46 percent).

Figure 22

Sources of Household Income for Tamariki
By area, 2001

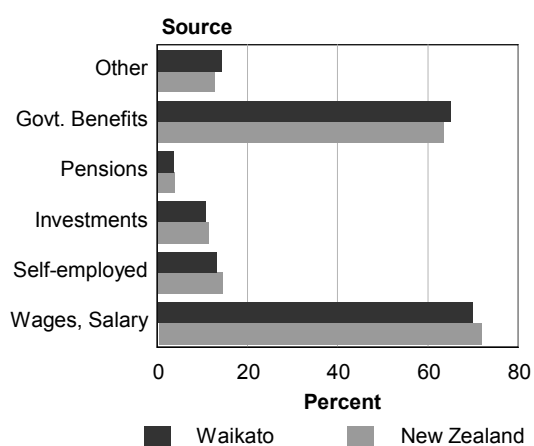


Table 1

Sources of Household Income for Tamariki
Waikato Region
By household composition, 2001

	One-parent	Two-parent	Multi-family	Total
	Percentage			
Wages, Salary	47	84	75	70
Self-employed	4	19	13	13
Investments	4	15	10	11
Pensions	3	3	9	3
Govt. Benefits	86	46	92	65
Other	11	15	21	14

Glossary

Canadian National Occupancy Standard

The Canadian National Occupancy Standard sets the bedroom requirements of a household according to the following composition criteria:

- There should be no more than two people per bedroom.
- Parents or couples share a bedroom.
- Children under five years, either of same or opposite sex, may reasonably share a bedroom.
- Children under 18 years of the same sex may reasonably share a bedroom.
- A child aged five to 17 years should not share a bedroom with one under five and of the opposite sex.
- Single adults 18 years and over, or any unpaired children, require a separate bedroom.

Crowding

Crowding is a theoretical concept about the acceptable number of people per household. Crowding generally refers to people's psychological response to density; that is, to their feelings of being crowded, having a lack of privacy or an increase in unwanted interactions or psychological distress. Crowding in households relates to situations where the number of people residing in a household exceeds the ability of the dwelling to provide adequate shelter and services to its members. In this report a household is deemed crowded if the dwelling the household resides in requires one or more extra bedrooms, according to the Canadian National Occupancy Standard. (See above.)

Family nucleus

A couple with or without child(ren), or one parent and their child(ren). The children do not have partners or children of their own living in the same household.

Household

A household is either one person who usually resides alone, or two or more people who usually reside together and share facilities (such as a living area and eating, cooking, bathroom and toilet facilities).

Household composition

The derived variable that classifies households according to the presence, number, and type of family nuclei, and the presence of related and unrelated people.

Labour force

The labour force consists of members of the working-age population (people aged 15 years and over) who during the week ended 4 March 2001 were classified as 'employed' or 'unemployed'.

Multi-family household

A multi-family household is two or more family nuclei who usually reside together in the same dwelling.

Work and labour force status

Work and labour force status classifies people aged 15 years and over according to their inclusion or exclusion from the labour force. For people who are employed, it distinguishes whether they are employed full-time (30 hours or more per week) or part-time (fewer than 30 hours per week).

www.stats.govt.nz

Information Centre

Email: info@stats.govt.nz

Phone: 0508 525 525 toll free

Auckland

Private Bag 92003

Phone: 09 920 9100

Fax: 09 920 9198

Wellington

PO Box 2922

Phone: 04 931 4600

Fax: 04 931 4610

Christchurch

Private Bag 4741

Phone: 03 964 8700

Fax: 03 964 8964

