

People of Asian ethnicities living in Aotearoa New Zealand

2023 Census

Population

861,576

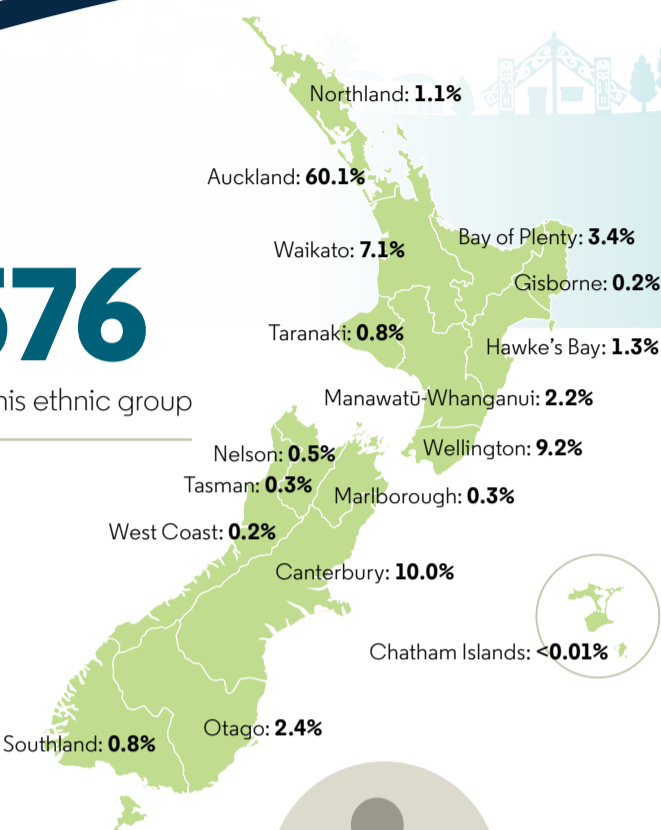
people in NZ belong to this ethnic group

17.3%

of total NZ population

21.8%

more people since 2018

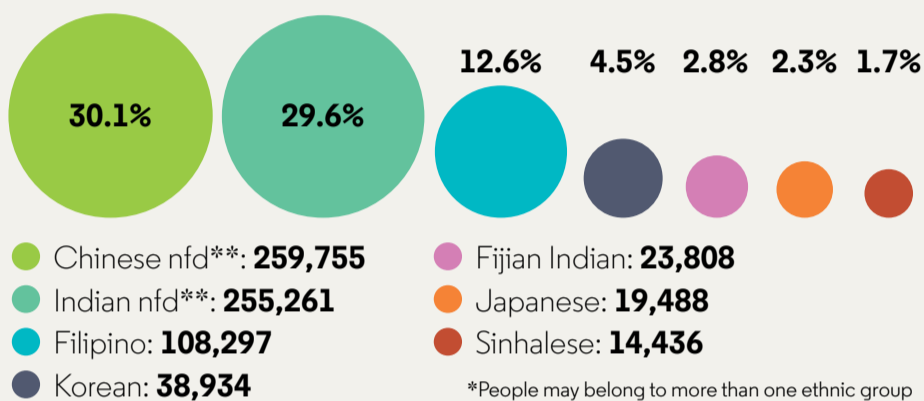


Definition: Ethnicity is the ethnic group or groups that people identify with or feel they belong to. It is a measure of cultural affiliation, as opposed to race, ancestry, nationality, or citizenship. People can belong to more than one ethnic group.



Ethnicities

Seven most common ethnicities*



Genders

50.4%

434,211 identify as female

0.2%

2,139 identify as having another gender

49.4%

425,229 identify as male

LGBTIQ+ community

4.2%

25,680* identify as belonging to the LGBTIQ+ community


*People aged 15 years and over

Places of birth

- 25.1%: 214,458 born in New Zealand
- 74.9%: 640,023 born overseas

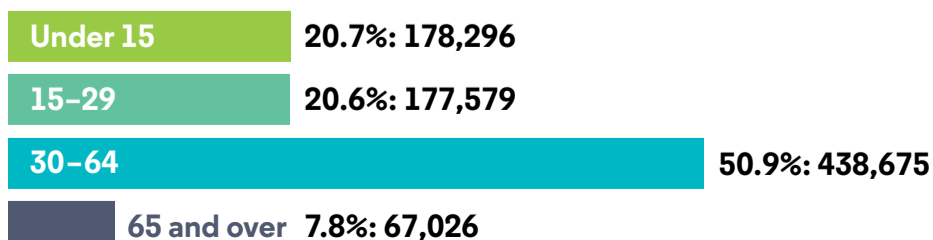


Five most common overseas birthplaces



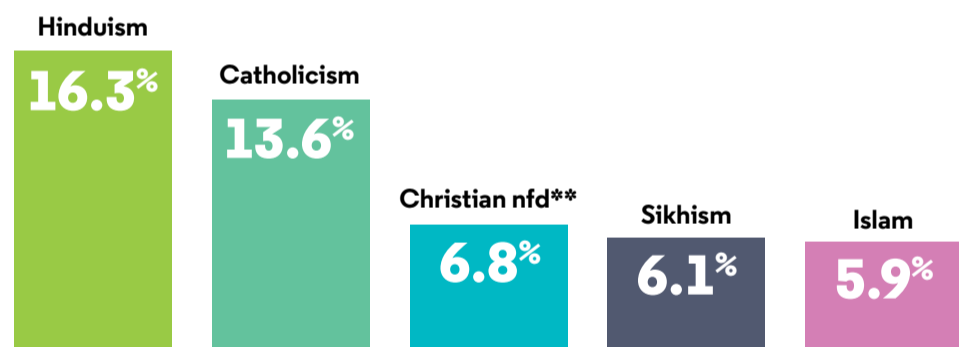
Ages

33.8 years is the median age



Religions

33.4% of people have no religious affiliation, compared to 34.0% in 2018.



Five most common religions*

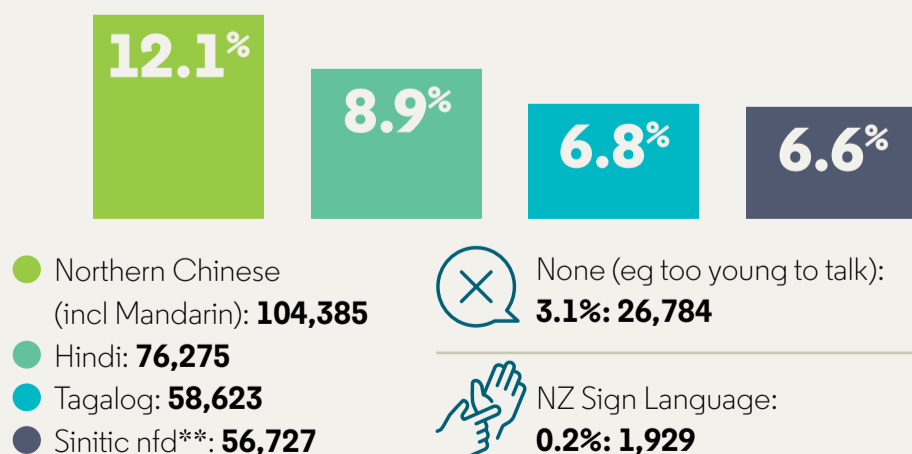
*Multiple answers possible
**Not further defined – people who are Christian but did not provide their particular denomination

Languages

740,619

86.0% of the population speak English.

Next most common languages*



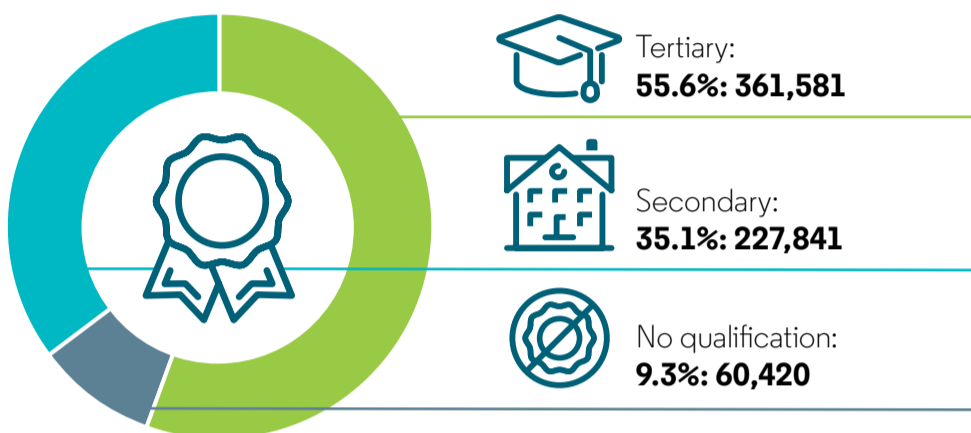
* Multiple answers possible
** Not further defined – a more detailed response was not given

The following data is for people within the Asian ethnic group who are **15 years and over**

683,280

people are **15 years and over**.
That is **79.3%** of the Asian population.

Highest qualifications



Income



Median income: **\$43,900** ↑ **54.8%** increase since 2018

- \$10,000 or less: **20.7%**
- \$10,001–\$20,000: **9.8%**
- \$20,001–\$30,000: **8.6%**
- \$30,001–\$50,000: **16.2%**
- \$50,001–\$70,000: **20.1%**
- \$70,001–\$100,000: **14.4%**
- \$100,001 or more: **10.1%**


Work

465,771

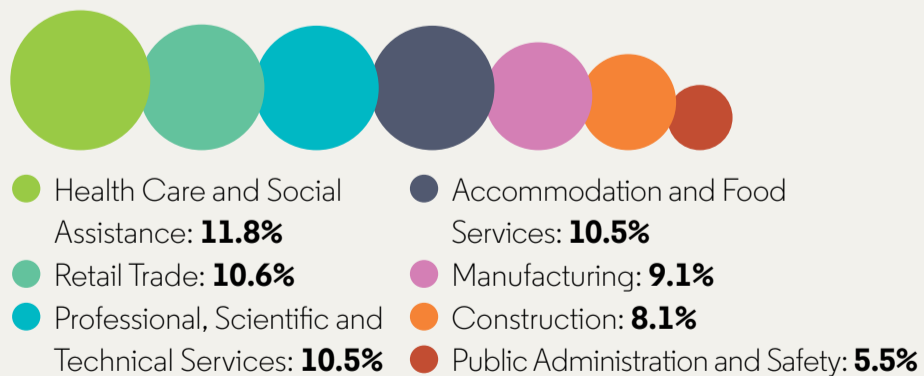
people are employed in either part-time or full-time work.

68.2%

That's 68.2% of the Asian ethnic population 15 years and over.



Seven most common industries:



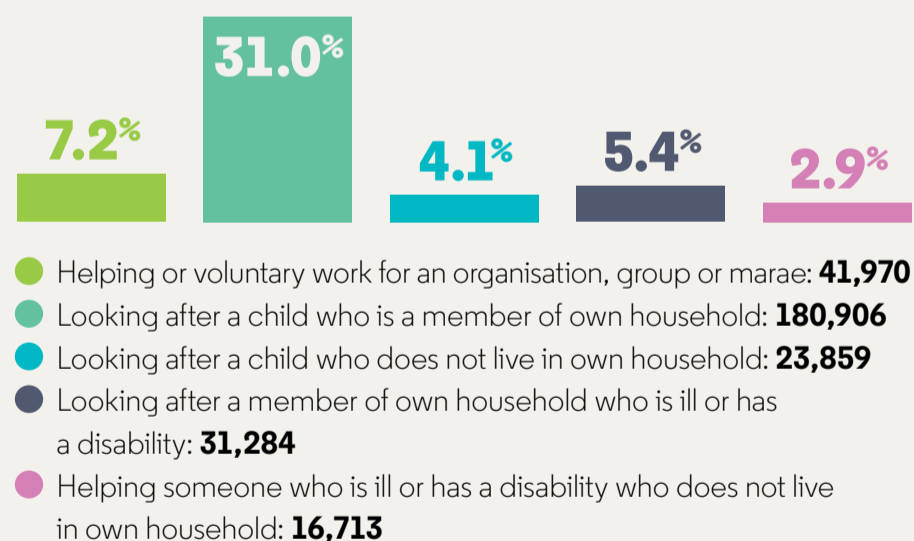
Unpaid activities

Unpaid activities cover activities performed in the four weeks before the census, without pay. People may perform more than one unpaid activity.

465,951

79.7% did household work, cooking, repairs, gardening etc, for their own household.

Other activities included:



Home ownership



This infographic was developed to illustrate key results of the 2023 Census. All results have been calculated from the census usually resident population count of New Zealand. This data uses fixed random rounding to protect confidentiality.