

Our region: Canterbury

2023 Census

Our population

651,027

regional population count

13.0%

of total NZ population

8.6%

more people since 2018

Our genders

50.1%

326,082 identify as female

0.4%

2,907 identify as having another gender

49.5%

322,038 identify as male

Our LGBTIQ+ community

5.0%

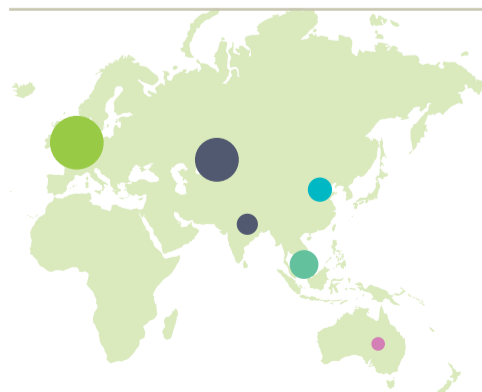
24,129* identify as belonging to the LGBTIQ+ community

*People aged 15 years and over

Our places of birth

- 75.3%: 487,365 born in New Zealand
- 24.7%: 160,047 born overseas

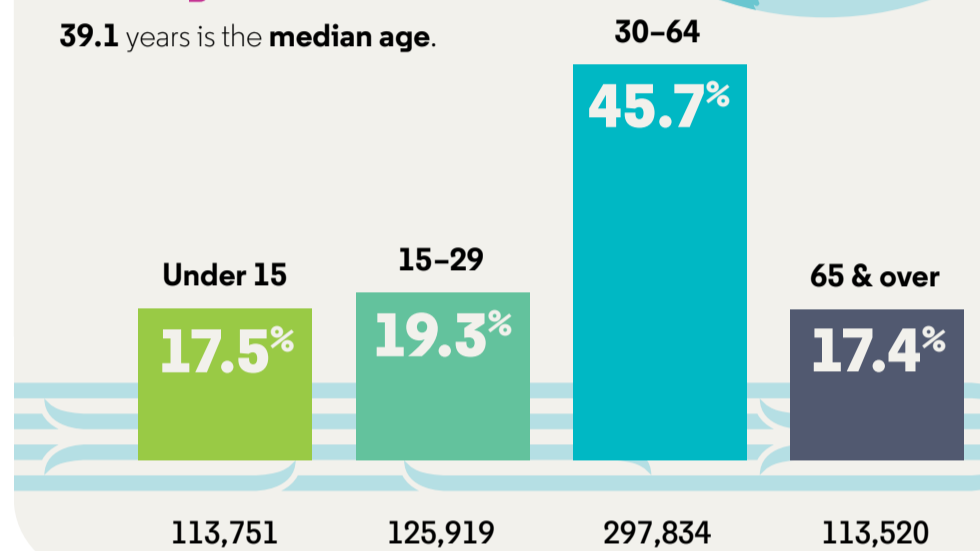
Top five overseas birthplaces



- North-West Europe: **7.1%**
- South-East Asia: **3.8%**
- North-East Asia: **3.2%**
- Southern and Central Asia: **2.8%**
- Australia: **1.8%**

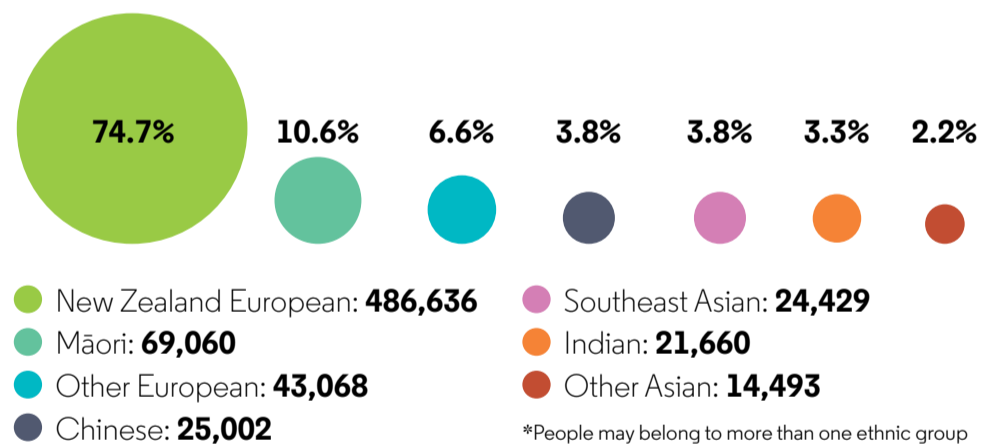
Our ages

39.1 years is the median age.



Our ethnicities

Top seven ethnic groups*

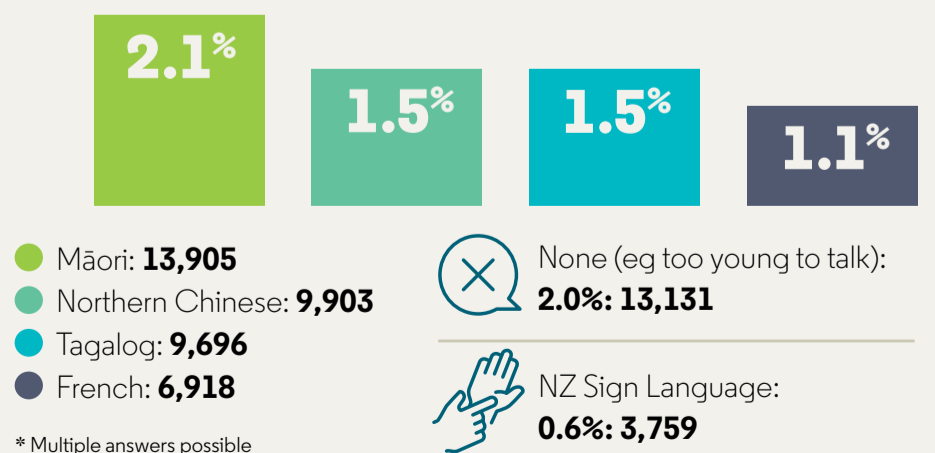


Languages we use

627,225

96.3% of the population speak English.

Next most common languages*

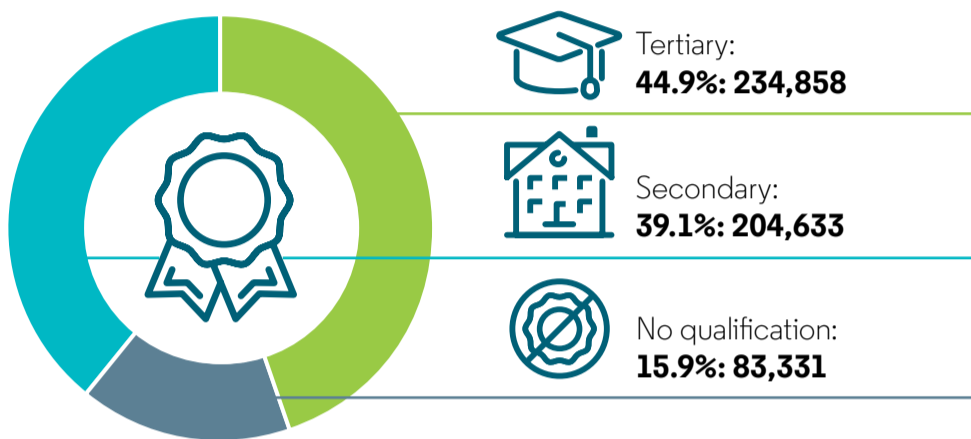


The following data is for people who are **15 years and over**

537,276

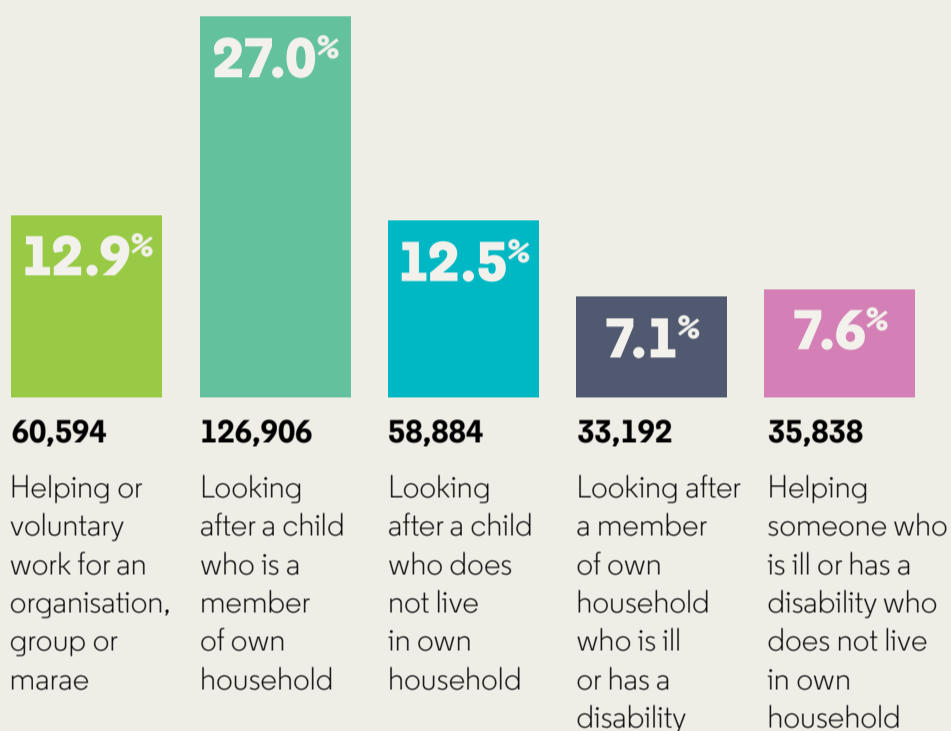
people from the Canterbury region are **15 years and over**.
That is **82.5%** of the total regional population.

Our highest qualifications



Unpaid activities

Unpaid activities cover activities performed in the four weeks before the census, without pay. Those activities include:

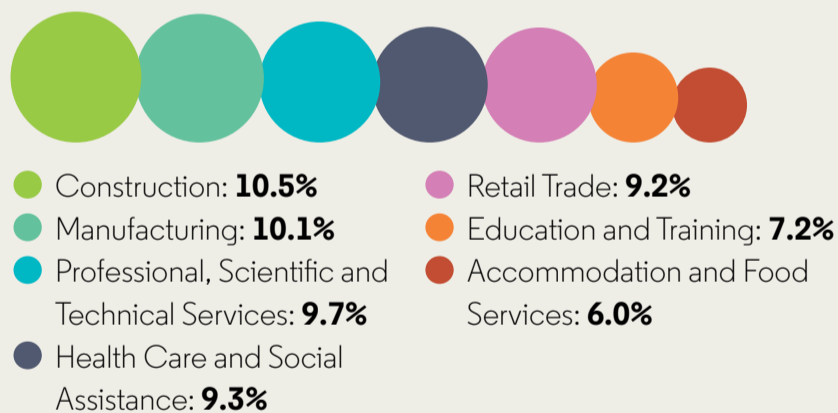


How we work

353,355

people are employed in either part-time or full-time work.

Top seven industries:



Our housing

279,888

Total **private dwellings**

10.1%

increase since 2018

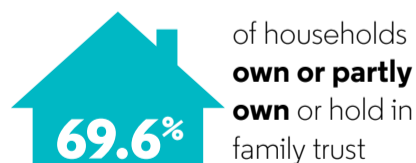
\$400

Median rent paid by households

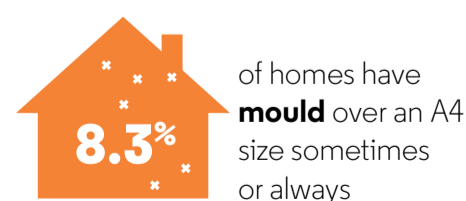
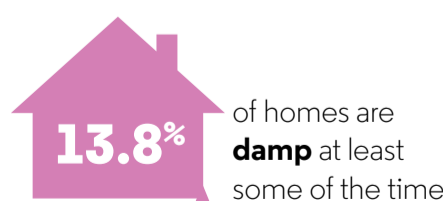
20.9%

increase since 2018

Ownership

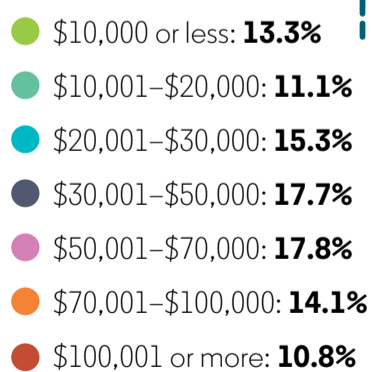


Housing quality



Our income

Median income: **\$41,400** ↑ **22.8%** increase since 2018



This infographic was developed to illustrate key results of the 2023 Census. All results for individuals have been calculated from the census usually resident population count of New Zealand. All results for dwellings have been calculated from private dwellings. All results for households have been calculated from households in occupied private dwellings. This data uses fixed random rounding to protect confidentiality.