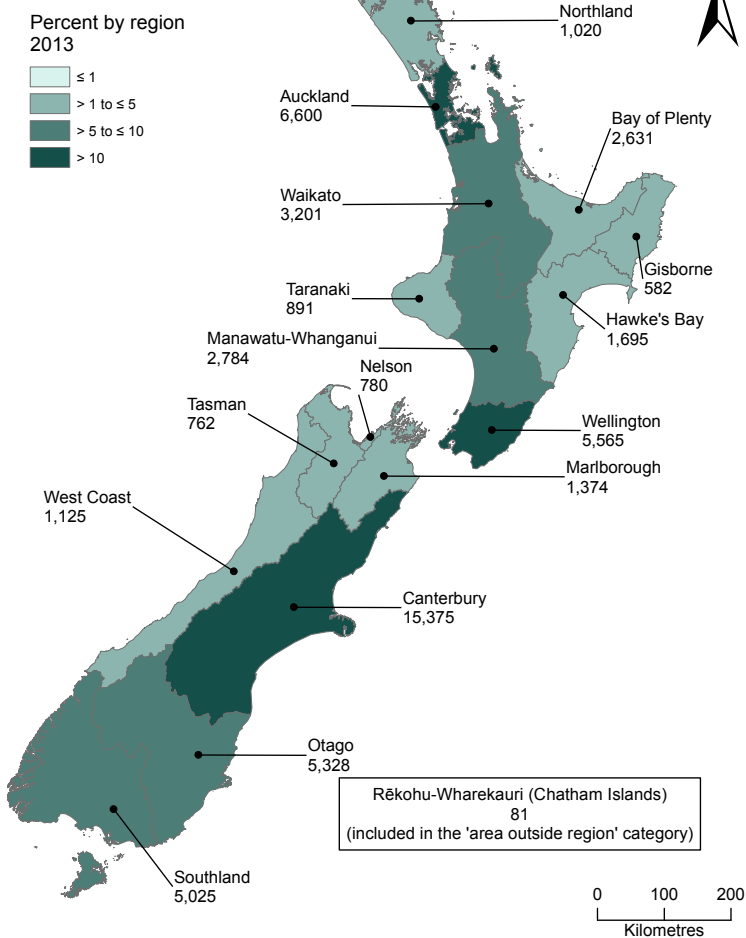


# Ngāi Tahu / Kāi Tahu

## Iwi profile

### Ngāi Tahu / Kāi Tahu By region 2013 Census



### Total Ngāi Tahu / Kāi Tahu population

2001	2006	2013
39,180	49,185	54,819

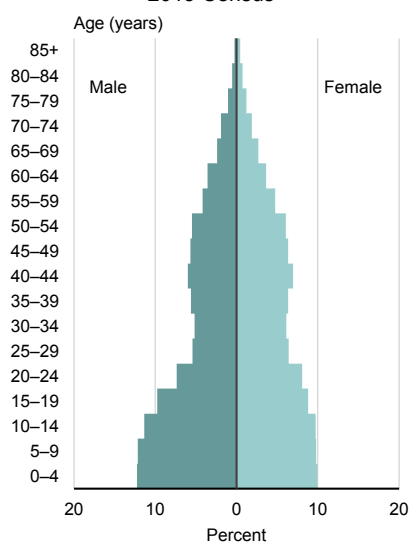
**8.2%** of Māori belong to Ngāi Tahu / Kāi Tahu

**11.2%** of Ngāi Tahu / Kāi Tahu can hold a conversation in te reo Māori

### Top three religions for Ngāi Tahu / Kāi Tahu

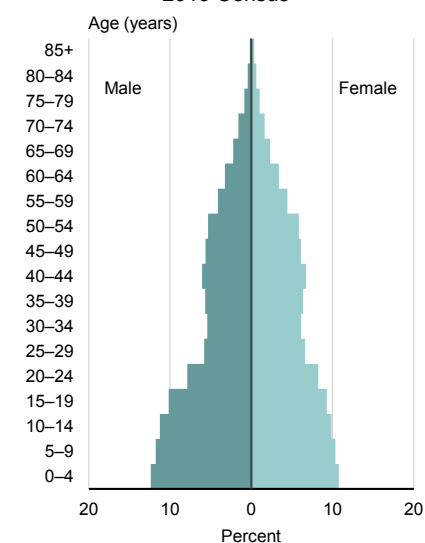
11.4%	Anglican
11.1%	Catholic
5.9%	Presbyterian, Congregational and Reformed

### Ngāi Tahu / Kāi Tahu population By age and sex 2013 Census



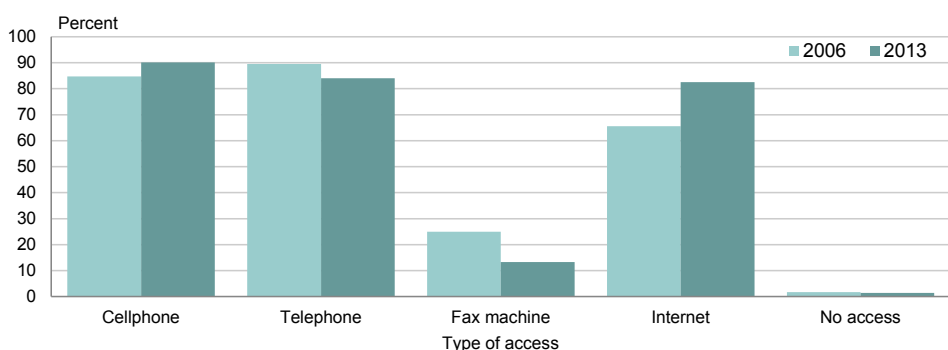
Median age (years) **25.5**

### Māori descent population By age and sex 2013 Census



Median age (years) **24.4**

### Access<sup>(1)</sup> to phones, fax, and Internet, by Ngāi Tahu / Kāi Tahu 2006 and 2013 Censuses



### How Ngāi Tahu / Kāi Tahu compares with the total population of Māori descent\*

	Percent of people with a formal qualification	77.0%	VS	68.7%
	Percent of people in the labour force	72.7%	VS	68.4%
	Median income	\$27,500	VS	\$23,700
	Percent of people who own the dwelling they live in	42.3%	VS	31.2%

\*For people aged 15 years and over.



# Ngāi Tahu / Kāi Tahu

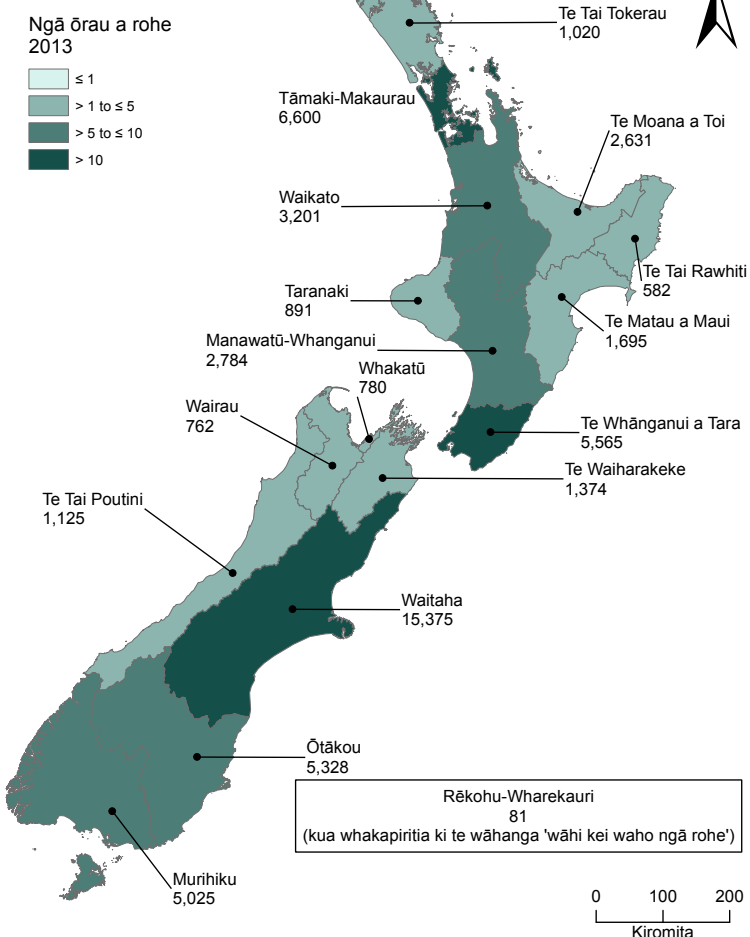
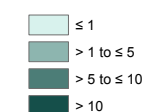
## Whakaaturanga ā iwi

### Ngāi Tahu / Kāi Tahu

A rohe

Tatauranga 2013

Ngā ōrau a rohe 2013

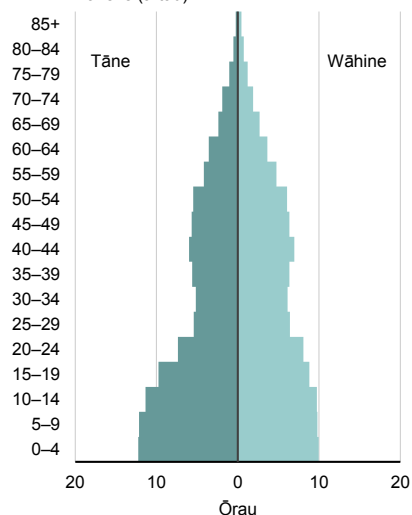


Pūtake: Tatauranga Aotearoa

### Ngāi Tahu / Kāi Tahu taupori

Mā te pakeke me te ira tangata  
Tatauranga 2013

Pakeke (ā-tau)

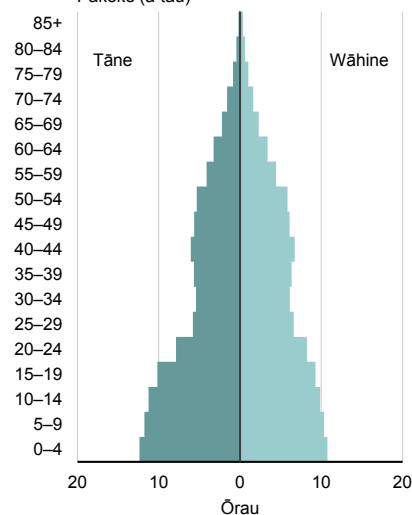


Tau waenga (ā-tau) **25.5**

### Taupori kāwai Māori

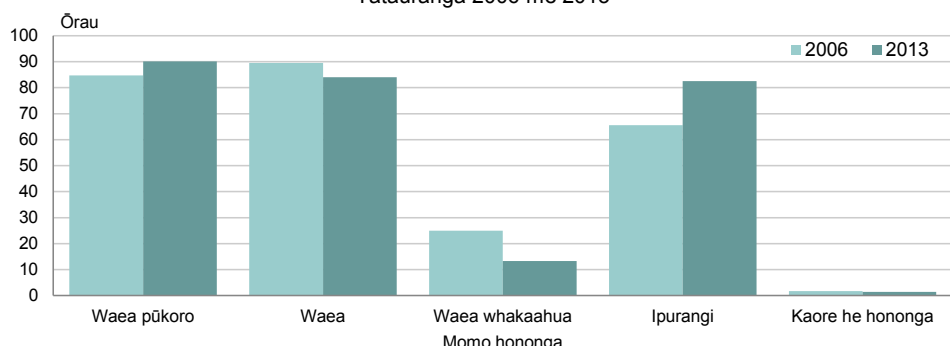
Mā te pakeke me te ira tangata  
Tatauranga 2013

Pakeke (ā-tau)



Tau waenga (ā-tau) **24.4**

### Kei a Ngāi Tahu / Kāi Tahu<sup>(1)</sup> ngā waea, waea whakaahua, hononga ipurangi Tatauranga 2006 me 2013



1. Tāngata ki rō whare.

### Taupori tapeke Ngāi Tahu / Kāi Tahu

2001

39,180

2006

49,185

2013

54,819

8.2%

o ngā Māori i whai pānga ki Ngāi Tahu / Kāi Tahu

11.2%

o Ngāi Tahu / Kāi Tahu ka taea ki te kōrero i roto i te reo Māori



### Ngā hāhi rahi rawa toru mo Ngāi Tahu / Kāi Tahu

11.4%

Mihingare

11.1%

Katorika

5.9%

Perehipitiriana (Whakamīnenga me te Whakahou)



### Te whakataurite ngā a Ngāi Tahu / Kāi Tahu ki te katoa o te taupori kāwai Māori\*



Ngā tāngata whiwhinga tohu ōkawa

77.0%

VS

68.7%



Ngā tāngata tūnga hunga mahi

72.7%

VS

68.4%



Te tau waenga o te moni whiwhi

\$27,500

VS

\$23,700



Ngā tāngata nō rātou ake te whare e noho ana rātou

42.3%

VS

31.2%

\*Ngā tāngata 15 neke atu rānei ngā tau.



He whakaritenga tēnei pānui whakaahua mō ngā hua i puta mai i te whakaaturanga ā iwi mō te Tatauranga 2013. I mākerekere aua whakautu e kore i whakaritea, ara, (hei tauria, 'kaore he whakautu', 'he whakautu kauruki', 'he whakautu rāhaki'). Kua whakaawhiwhitia noa ngā raraunga kia huna ngā tāngata. Nā te whakaawhiwhinga nei he rerekē te ahua o ēnei raraunga i roto i etahi atu kōrero, tuhinga, tēpu, kauwhata rānei.

Pūtake: Tatauranga Aotearoa

Me haere ki ta mātou ipurangi mō ētahi atu kōrero  
[www.stats.govt.nz/2013Census](http://www.stats.govt.nz/2013Census)