
Consumers price index annual summary

December 2018 quarter

Tradables

▲ **0.9%**
Annual change

CPI all groups

▲ **1.9%**
Annual change

Non-tradables

▲ **2.7%**
Annual change

Upward contributions to CPI

Private transport services

Percentage change ▲ 8.2%
Points contribution¹ ▲ 0.55%

Cigarettes and tobacco

Percentage change ▲ 9.2%
Points contribution¹ ▲ 0.24%

Rentals for housing

Percentage change ▲ 2.4%
Points contribution¹ ▲ 0.22%

Downward contributions to CPI

Fruit and vegetables

Percentage change ▼ 6.2%
Points contribution¹ ▼ 0.16%

Tertiary education²

Percentage change ▼ 16%
Points contribution¹ ▼ 0.14%

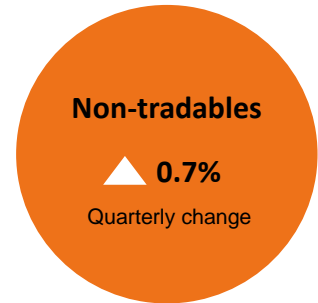
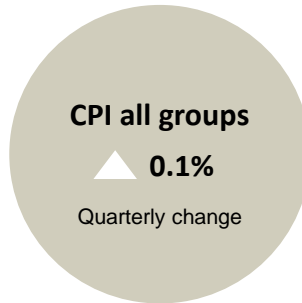
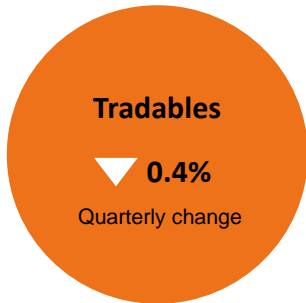
Telecommunications equipment

Percentage change ▼ 21%
Points contribution¹ ▼ 0.13%

1. Percentage points contribution shows the contribution to the overall annual percentage change of the all groups CPI.
2. Refers to the 'Tertiary and other post school education' subgroup.

Consumers price index quarterly summary

December 2018 quarter



Upward contributions to CPI

Passenger transport services

Percentage change ▲ 7.1%
Points contribution¹ ▲ 0.21%

Accommodation services

Percentage change ▲ 5.3%
Points contribution¹ ▲ 0.10%

Meat, poultry, and fish

Percentage change ▲ 3.0%
Points contribution¹ ▲ 0.08%

Downward contributions to CPI

Fruit and vegetables

Percentage change ▼ 12%
Points contribution¹ ▼ 0.33%

Alcoholic beverages

Percentage change ▼ 1.7%
Points contribution¹ ▼ 0.07%

Clothing

Percentage change ▼ 1.5%
Points contribution¹ ▼ 0.05%

1. Percentage points contribution shows the contribution to the overall quarterly percentage change of the all groups CPI.