
Consumers price index annual summary

March 2024 quarter

Tradeables

▲ 1.6%

Annual change

CPI all groups

▲ 4.0%

Annual change

Non-tradeables

▲ 5.8%

Annual change

Upward contributions to CPI

Private transport supplies and services

Percentage change ▲ 9.4%

Points contribution¹ ▲ 0.60%

Actual rentals for housing

Percentage change ▲ 4.7%

Points contribution¹ ▲ 0.44%

Insurance

Percentage change ▲ 14.0 %

Points contribution¹ ▲ 0.40%

Downward contributions to CPI

Passenger transport services

Percentage change ▼ 10.6%

Points contribution¹ ▼ 0.33%

Fruit and vegetables

Percentage change ▼ 7.6%

Points contribution¹ ▼ 0.21%

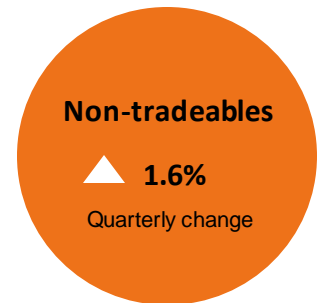
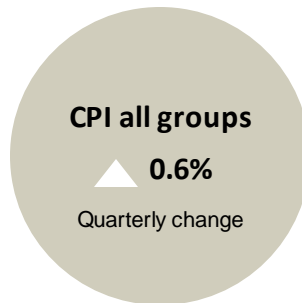
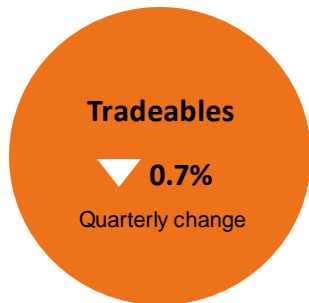
Audio-visual and computing equipment

Percentage change ▼ 11.8%

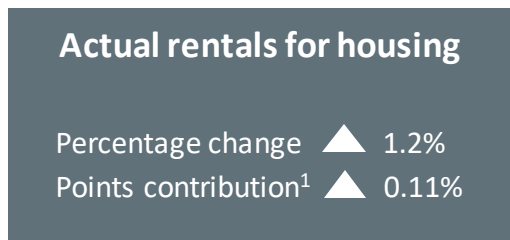
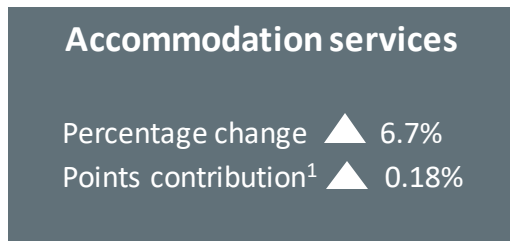
Points contribution¹ ▼ 0.07%

Consumers price index quarterly summary

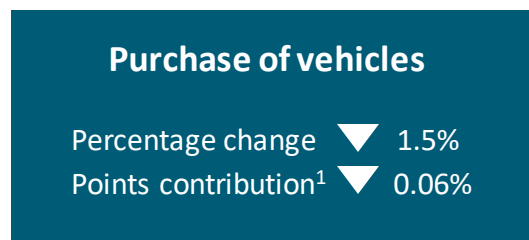
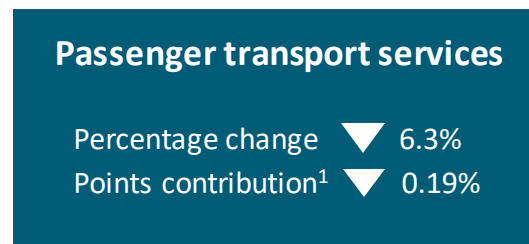
March 2024 quarter



Upward contributions to CPI



Downward contributions to CPI



1. Percentage points contribution shows the contribution to the overall quarterly percentage change of CPI all groups.